



Market Intelligence and Risk Mitigation cell



Weekly Price Monitoring Report



17-03-2025

Project Implementation Unit- Agriculture


The World Bank assisted project

Hon. Balasaheb Thackeray Agribusiness & Rural Transformation Project

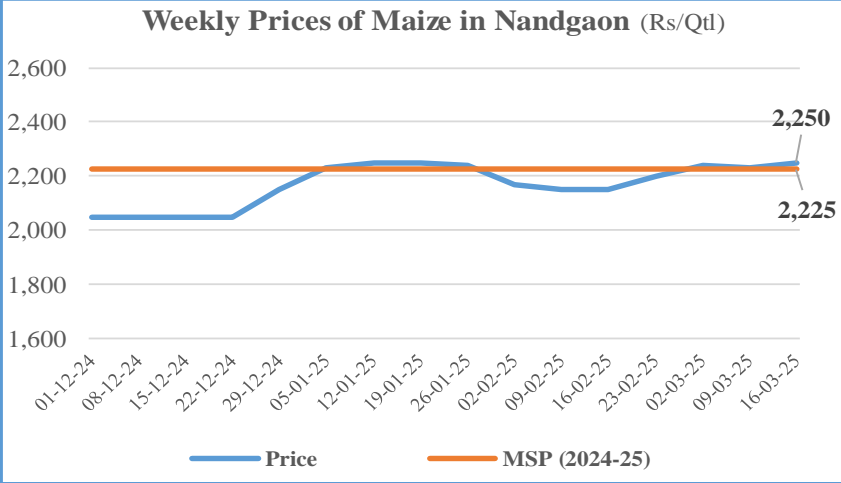
1. **Maize** (Click the link to join our WhatsApp group here → <https://shorturl.at/jOYAM>)

Weekly Price of Maize

By the end of 16 March 2025 : ₹ 2250 /Qtl.



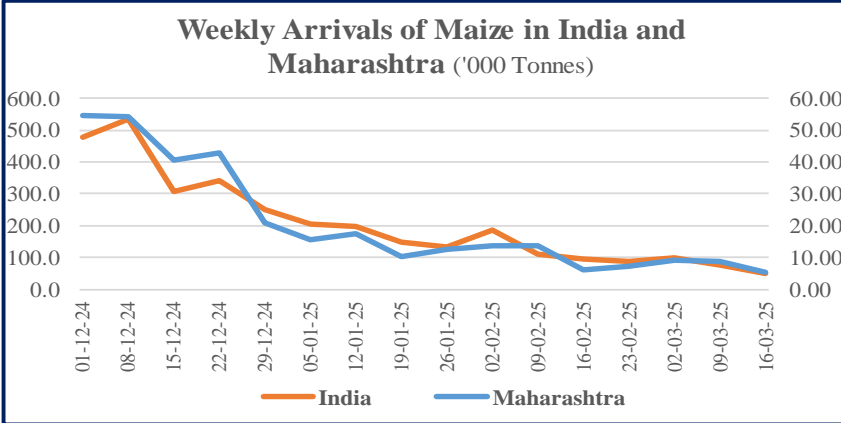
Weekly Prices of Maize in Nandgaon (Rs/Qtl)



Date	Price (Rs/Qtl)	MSP (2024-25) (Rs/Qtl)
01-12-24	2050	2225
08-12-24	2050	2225
15-12-24	2050	2225
22-12-24	2050	2225
29-12-24	2150	2225
05-01-25	2250	2225
12-01-25	2250	2225
19-01-25	2250	2225
26-01-25	2250	2225
02-02-25	2150	2225
09-02-25	2150	2225
16-02-25	2250	2225
23-02-25	2250	2225
02-03-25	2250	2225
09-03-25	2250	2225
16-03-25	2250	2225

- Last week, in Nandgaon Market the price was Rs.2250 per quintal. The price has increased compared to last week.
- The Minimum Support Price for Kharif season 2024-25 is Rs. 2225 per quintal.

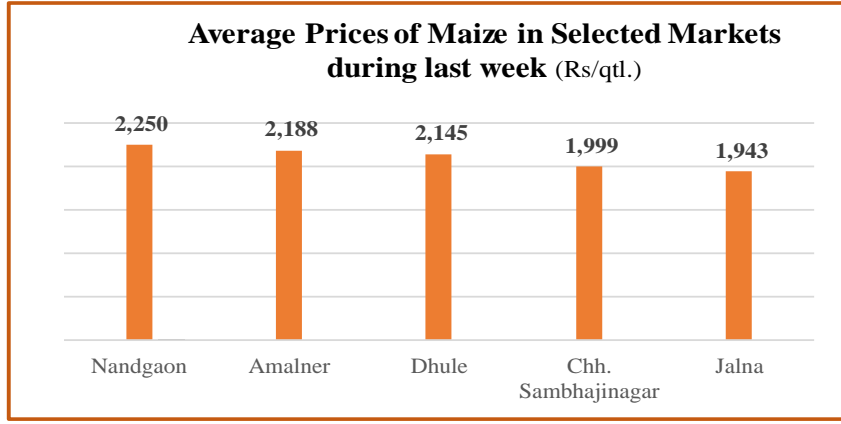
Weekly Arrivals of Maize in India and Maharashtra ('000 Tonnes)



Date	India ('000 Tonnes)	Maharashtra ('000 Tonnes)
01-12-24	480	550
08-12-24	520	550
15-12-24	320	420
22-12-24	350	450
29-12-24	250	220
05-01-25	220	180
12-01-25	200	180
19-01-25	150	120
26-01-25	150	120
02-02-25	200	150
09-02-25	120	120
16-02-25	100	80
23-02-25	100	100
02-03-25	100	100
09-03-25	80	80
16-03-25	80	80

- At present, the price of maize is higher than MSP.
- Compared to the previous week, the arrival of maize at the national and state level have decreased by 34 % and 40 % respectively.

Average Prices of Maize in Selected Markets during last week (Rs/qtt.)



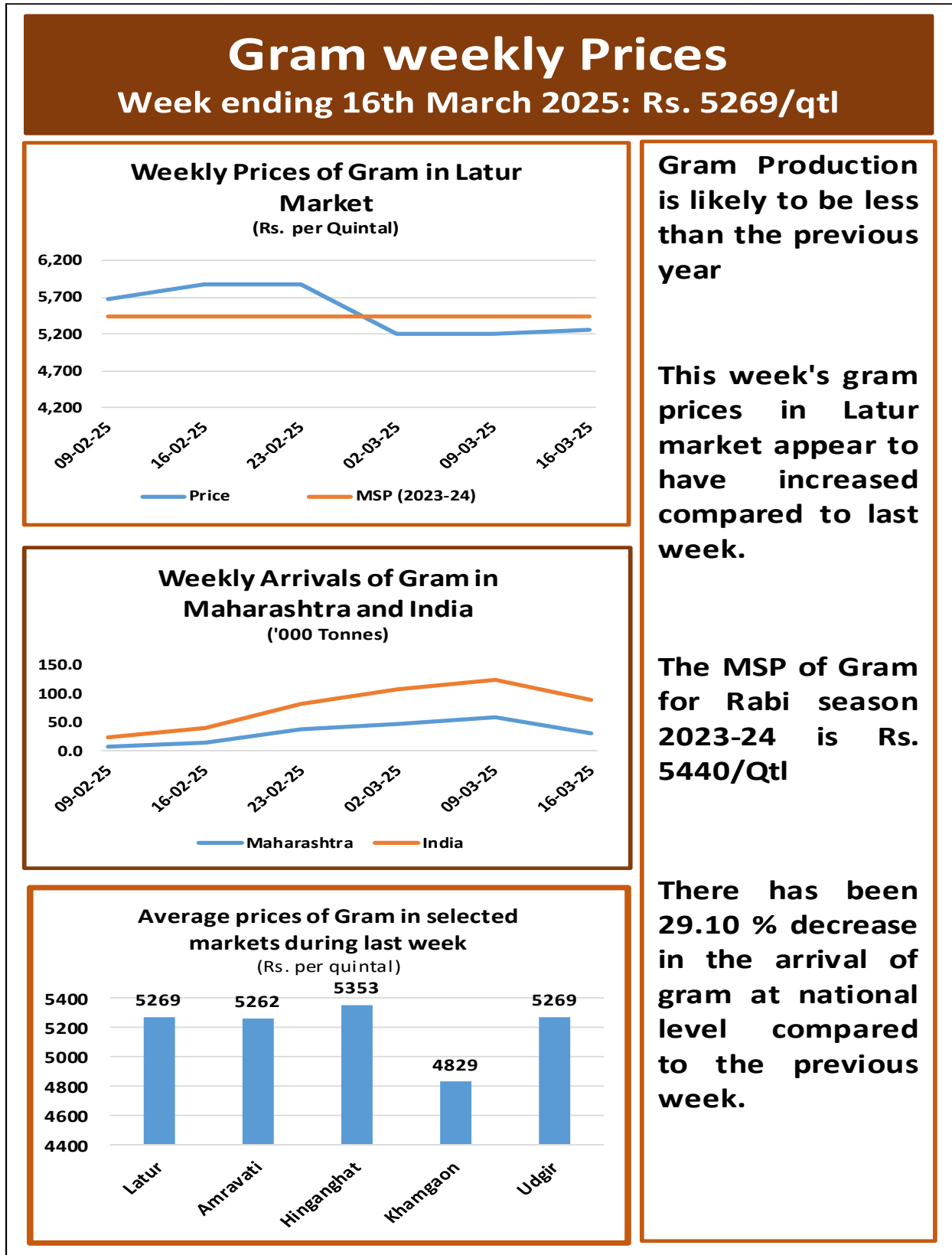
Market	Average Price (Rs/qtt.)
Nandgaon	2,250
Amalner	2,188
Dhule	2,145
Chh. Sambhajinagar	1,999
Jalna	1,943

- During the last week, the highest average price of Maize at Rs. 2250 per quintal in Nandgaon market, while the Jalna market observed the lowest price at Rs. 1943 per quintal.

Source : Agmarknet

2

2. **Gram** (Click the link to join our WhatsApp group here → <https://shorturl.at/jOYAM>)



3. **Tur** (Click the link to join our WhatsApp group here → <https://shorturl.at/jOYAM>)

Tur weekly Prices

Week ending 16th March 2025: Rs. 7250/qtl

Weekly Prices of Tur in Latur
(Rs. per Quintal)

Date	Price	MSP (2024-25)
09-02-25	~7,250	7,550
16-02-25	~7,250	7,550
23-02-25	~7,250	7,550
02-03-25	~7,250	7,550
09-03-25	~7,250	7,550
16-03-25	7,250	7,550

Weekly Arrivals of Tur in Maharashtra and India
(’000 Tonnes)

Date	Maharashtra	India
09-02-25	~48	~75
16-02-25	~20	~55
23-02-25	~25	~60
02-03-25	~20	~50
09-03-25	~25	~50
16-03-25	~15	~25

Average prices of Tur in selected markets during last week
(Rs. per quintal)

Market	Price
Latur	7250
Amravati	7053
Hinganghat	6800
Khamsaon	6662
Akola	7345

Tur Production in year 2024-25 is likely to be increased as last year.

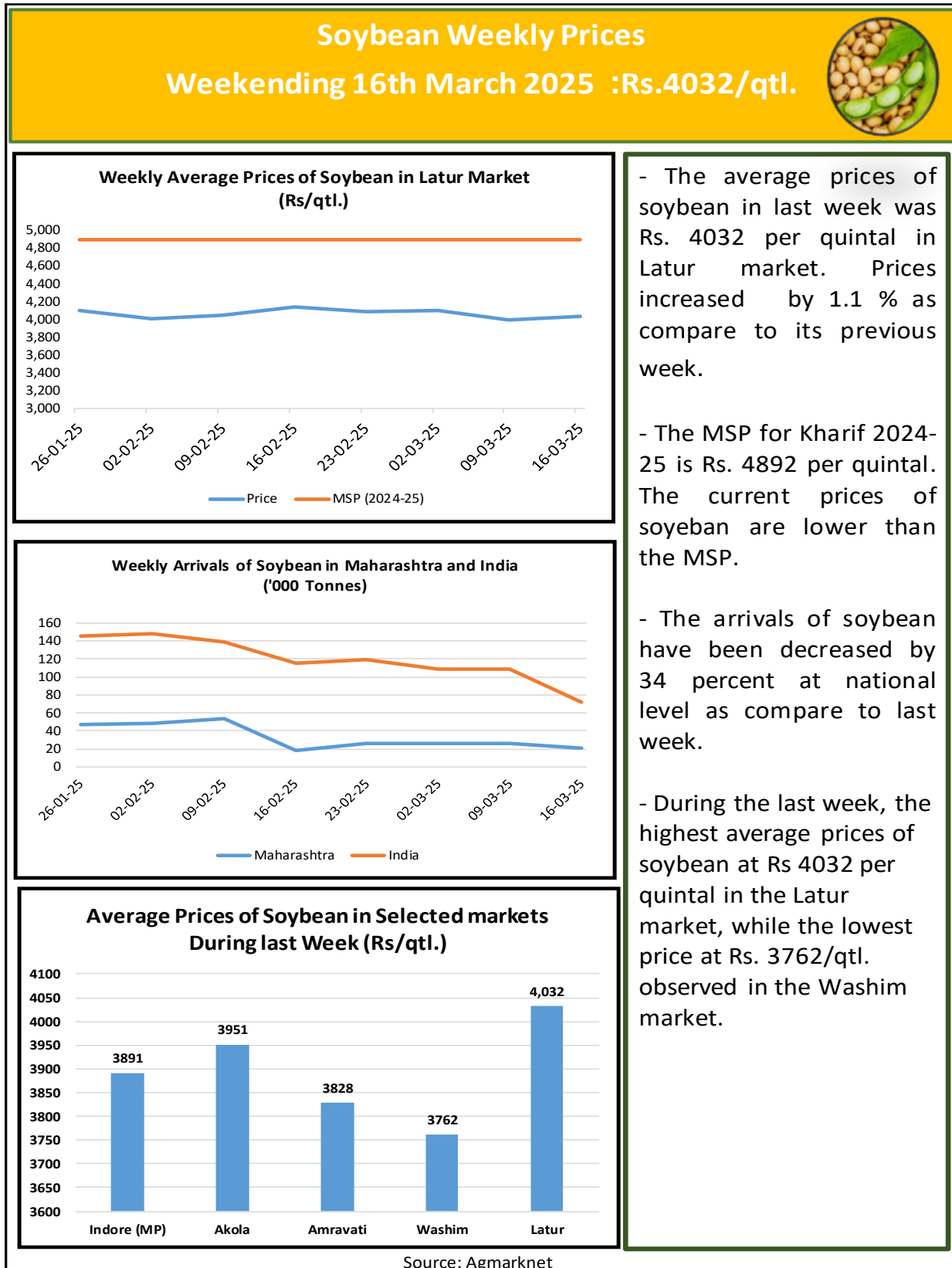
This week's Tur prices in Latur market appear to have decreased compared to last week.

Current Prices are lower than MSP.

The MSP for Kharif 2024-25 is Rs. 7550/Qtl

There has been 48.47 % decrease in the arrivals of Tur at national level compared to the previous week.


4. **Soybean** (Click the link to join our WhatsApp group here → <https://shorturl.at/jOYAM>)

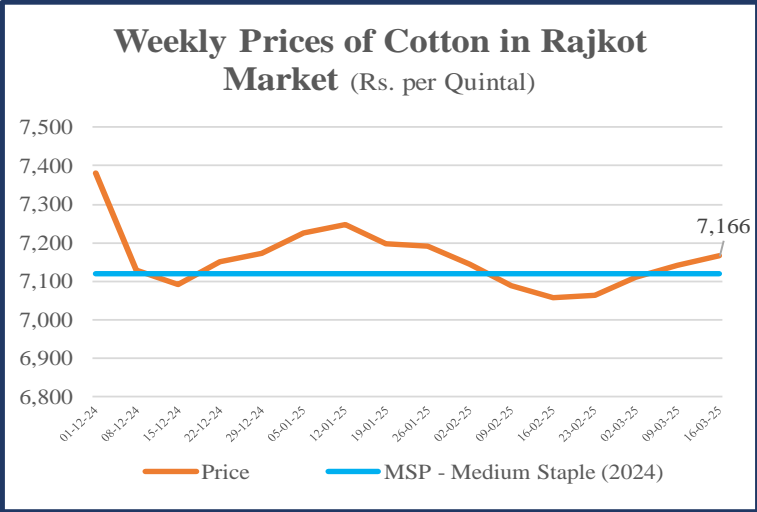


5. **Cotton** (Click the link to join our WhatsApp group here → <https://shorturl.at/jOYAM>)

Weekly Price of Cotton

By the end of 16 March 2025: ₹ 7,166/qtl.



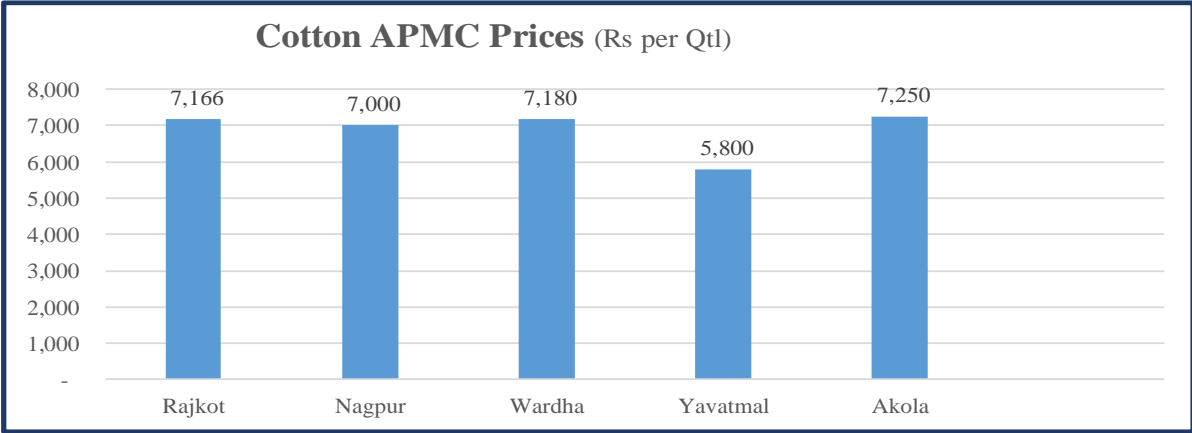
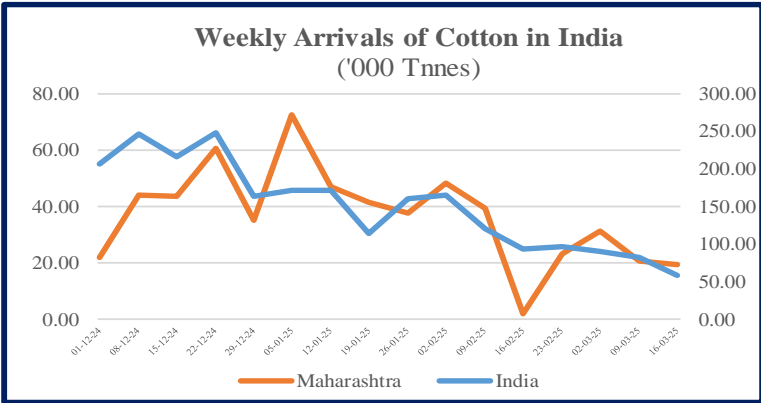


The average price of Cotton during last week in Rajkot market is Rs. 7166/- per quintal.

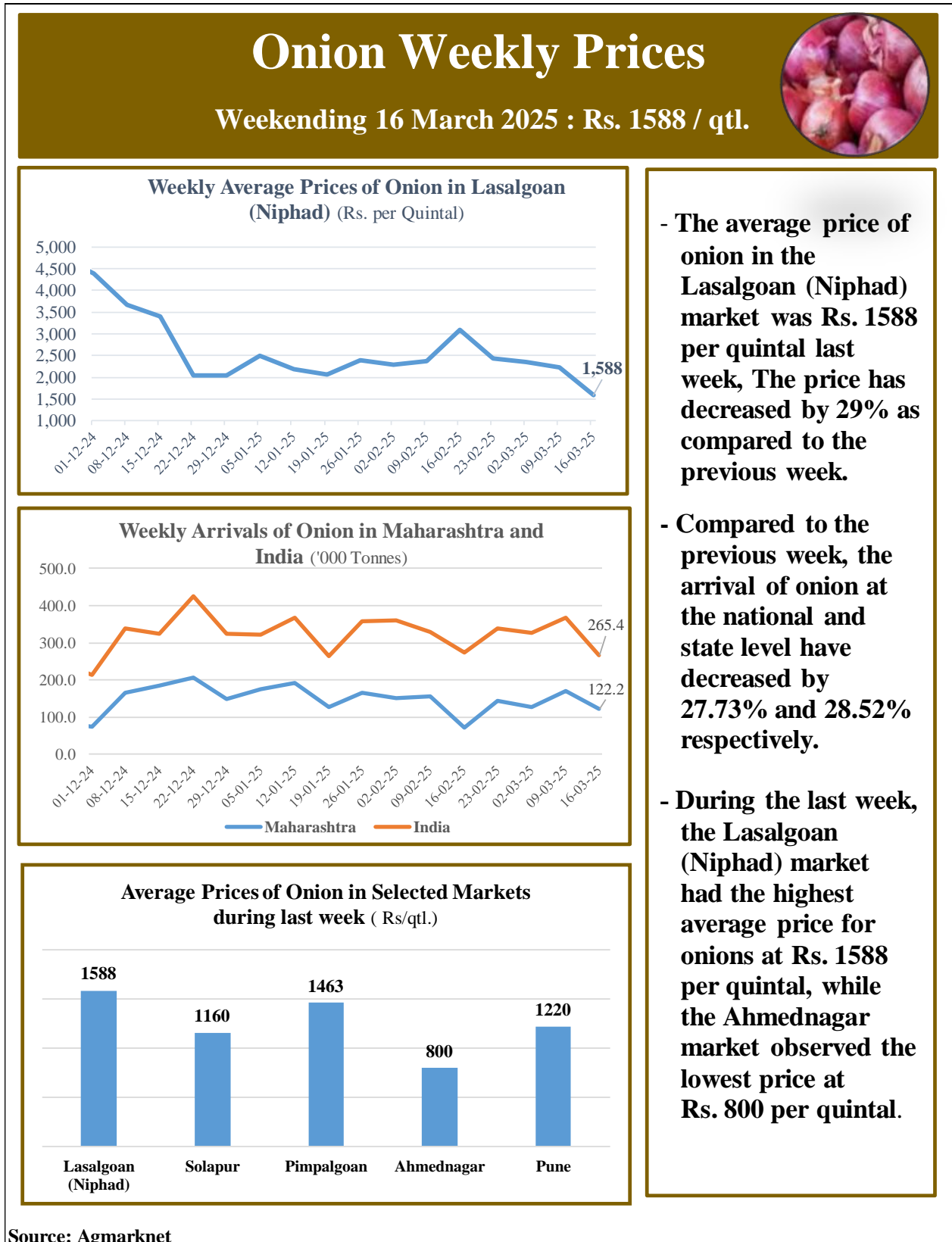
Prices were stable as like last week.

Cotton arrivals have been decreased by about 22700 tones as compared to the previous week at national level.

- The highest average prices received in Akola market (Rs.7250/quintal) and lowest price received in the Yavatmal market (Rs.5800/quintal)



6. **Onion** (Click the link to join our WhatsApp group here → <https://shorturl.at/jOYAM>)



7. **Tomato** (Click the link to join our WhatsApp group here → <https://shorturl.at/jOYAM>)

Tomato Weekly Prices

Weekending 16 March 2025: Rs.933 Qtl.

Weekly Average Prices of Tomato in Pune Market (Rs. per Quintal)

Date	Price (Rs. per Quintal)
03-11-24	2300
10-11-24	1300
17-11-24	1500
24-11-24	1700
01-12-24	1800
08-12-24	1500
15-12-24	1300
22-12-24	1300
29-12-24	1000
05-01-25	900
12-01-25	900
19-01-25	800
26-01-25	900
02-02-25	800
09-02-25	800
16-02-25	800
23-02-25	800
02-03-25	800
09-03-25	800
16-03-25	933

Weekly Arrivals of Tomato in Maharashtra and India ('000 Tonnes)

Date	India ('000 Tonnes)	Maharashtra ('000 Tonnes)
03-11-24	70	50
10-11-24	120	80
17-11-24	80	90
24-11-24	70	60
01-12-24	70	50
08-12-24	80	70
15-12-24	90	70
22-12-24	70	40
29-12-24	80	40
05-01-25	70	40
12-01-25	70	40
19-01-25	70	40
26-01-25	70	40
02-02-25	70	40
09-02-25	60	40
16-02-25	70	40
23-02-25	70	40
02-03-25	70	40
09-03-25	67.52	7.78
16-03-25	67.52	7.78

Average Prices of Tomato in Selected Markets (APMCs) during last week (Rs./qtl.)

Market	Price (Rs./qtl.)
Pune	933
Mumbai	1200
Narayangoan	1000
Sangamner	600
Solapur	420

-The average price of Tomato during last week in Pune market is Rs. 933 per quintal. Prices increased by 5 percent as compared the last week.

- Tomato arrivals have been decreased by 18 percent as compared to the previous week at national level.

- The highest average prices received in Mumbai market (Rs.1200/quintal) and lowest price received in the Solapur market (Rs.420/quintal)


Source: Agmarknet

8

8. **Turmeric** (Click the link to join our WhatsApp group here → <https://shorturl.at/jOYAM>)

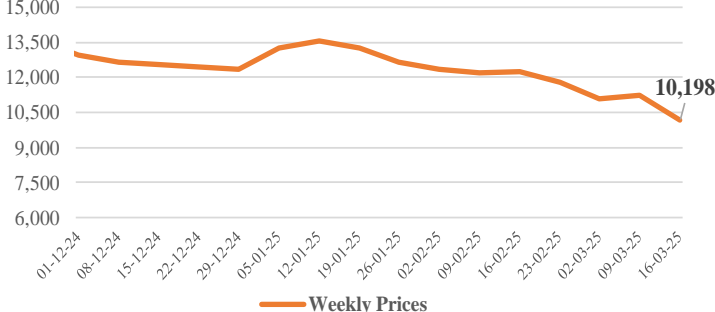
Weekly Prices of Turmeric

By the end of 16 March 2025 : ₹. 10,198 /Qtl.



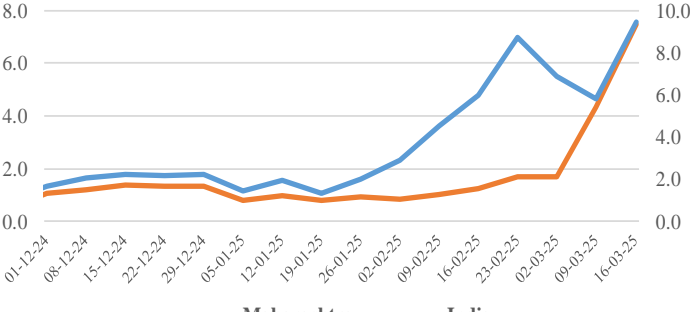
Weekly Prices of Turmeric in Hingoli Market

(Rs. per Quintal)



Date	Weekly Price (Rs. per Quintal)
01-12-24	13,000
08-12-24	12,500
15-12-24	12,200
22-12-24	12,000
29-12-24	12,500
05-01-25	13,500
12-01-25	14,000
19-01-25	13,500
26-01-25	12,500
02-02-25	12,000
09-02-25	12,000
16-02-25	11,500
23-02-25	11,000
02-03-25	11,500
09-03-25	10,500
16-03-25	10,198

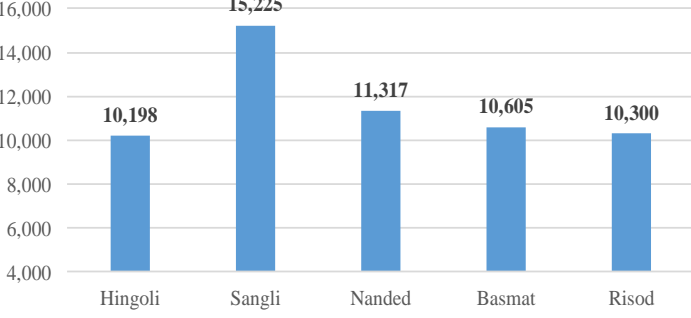
Weekly Arrivals of Turmeric in India & Maharashtra ('000 Tonnes)



Date	Maharashtra ('000 Tonnes)	India ('000 Tonnes)
01-12-24	1.0	1.5
08-12-24	1.5	1.8
15-12-24	1.5	1.8
22-12-24	1.5	1.8
29-12-24	1.5	1.8
05-01-25	1.0	1.5
12-01-25	1.5	1.8
19-01-25	1.0	1.5
26-01-25	1.0	1.5
02-02-25	1.5	2.5
09-02-25	1.5	5.0
16-02-25	1.5	7.0
23-02-25	1.8	8.5
02-03-25	1.8	6.0
09-03-25	4.0	5.0
16-03-25	8.0	9.5

Turmeric Prices in APMC Markets

(Rs./Qtl.)



Market	Price (Rs./Qtl.)
Hingoli	10,198
Sangli	15,225
Nanded	11,317
Basmat	10,605
Risod	10,300

- Last week, in Hingoli Market the price was Rs. 10198 / per quintal. The price has decreased compared to last week.
- Compared to the previous week, the arrivals of turmeric at the national and state level have increased by 63.83 % and 71.87 % respectively.
- During the last week, the highest average price of Turmeric at Rs.15225 /quintal in Sangli market, while the Hingoli market observed the lowest price at Rs. 10198 / qtl.
- The Global Turmeric market is anticipated to rise at a considerable rate during the forecast period, between 2024 to 2031.
- Maharashtra is ranked first in India in terms of area and production of turmeric in the year 2023–24.
- In Maharashtra Sangli, Hingoli, Nanded, Parbhani, Washim are the major turmeric growing districts

(Source - Turmeric Outlook - Precision Reports)

Source - Agmarknet

(Source: AGMARKNET and Ministry of Agriculture, Govt. of India)

**Click here or scan the
QR code to connect on
WhatsApp**

Link- <https://shorturl.at/joyam>



For Further Information:

Market Intelligence and Risk Mitigation Cell

Project Implementation Unit- Agriculture

Hon. Balasaheb Thackeray Agribusiness and Rural Transformation Project (SMART)

Sheti Mahamandal Bhavan, 270, Bhamburda, Senapati Bapat Road, Pune - 411016.

Phone : 020-25656577, **Toll Free No.:** 1800 210 1770

E-mail : marketintelligence.smart@gmail.com

Website: <https://www.smart-mh.org>