



Market Intelligence and Risk Mitigation cell



Weekly Price Monitoring Report

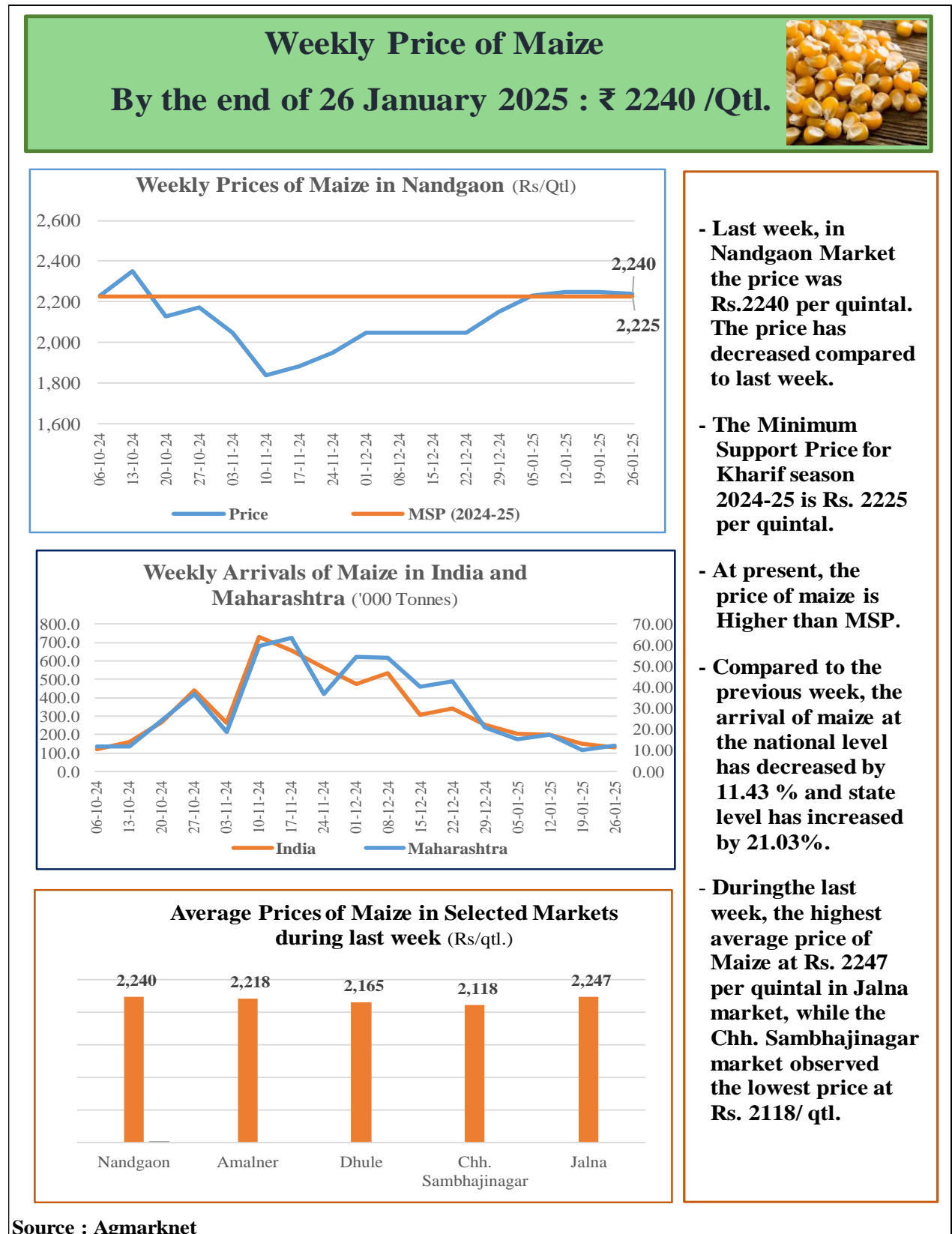


Project Implementation Unit- Agriculture

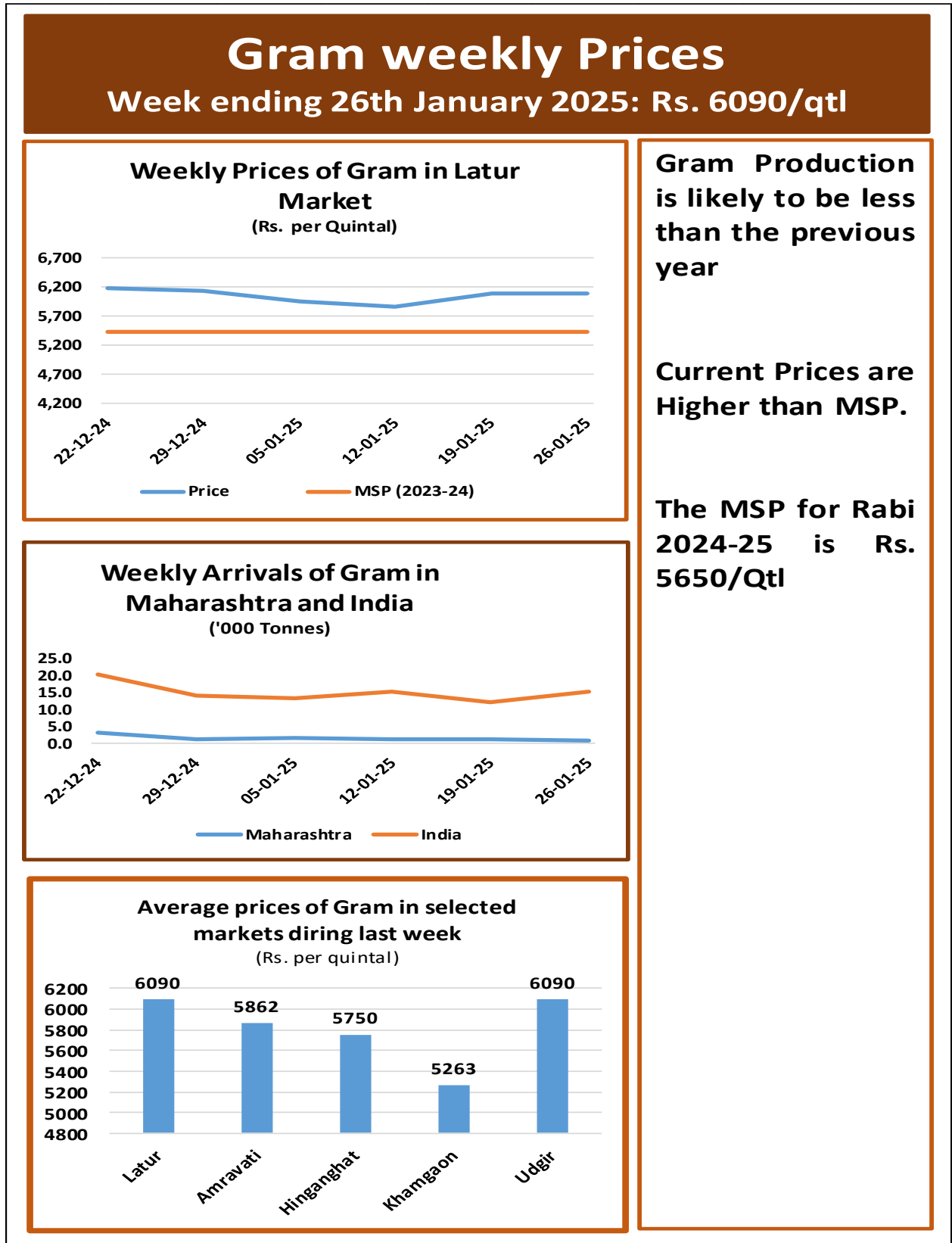
The World Bank assisted project

Hon. Balasaheb Thackeray Agribusiness & Rural Transformation Project

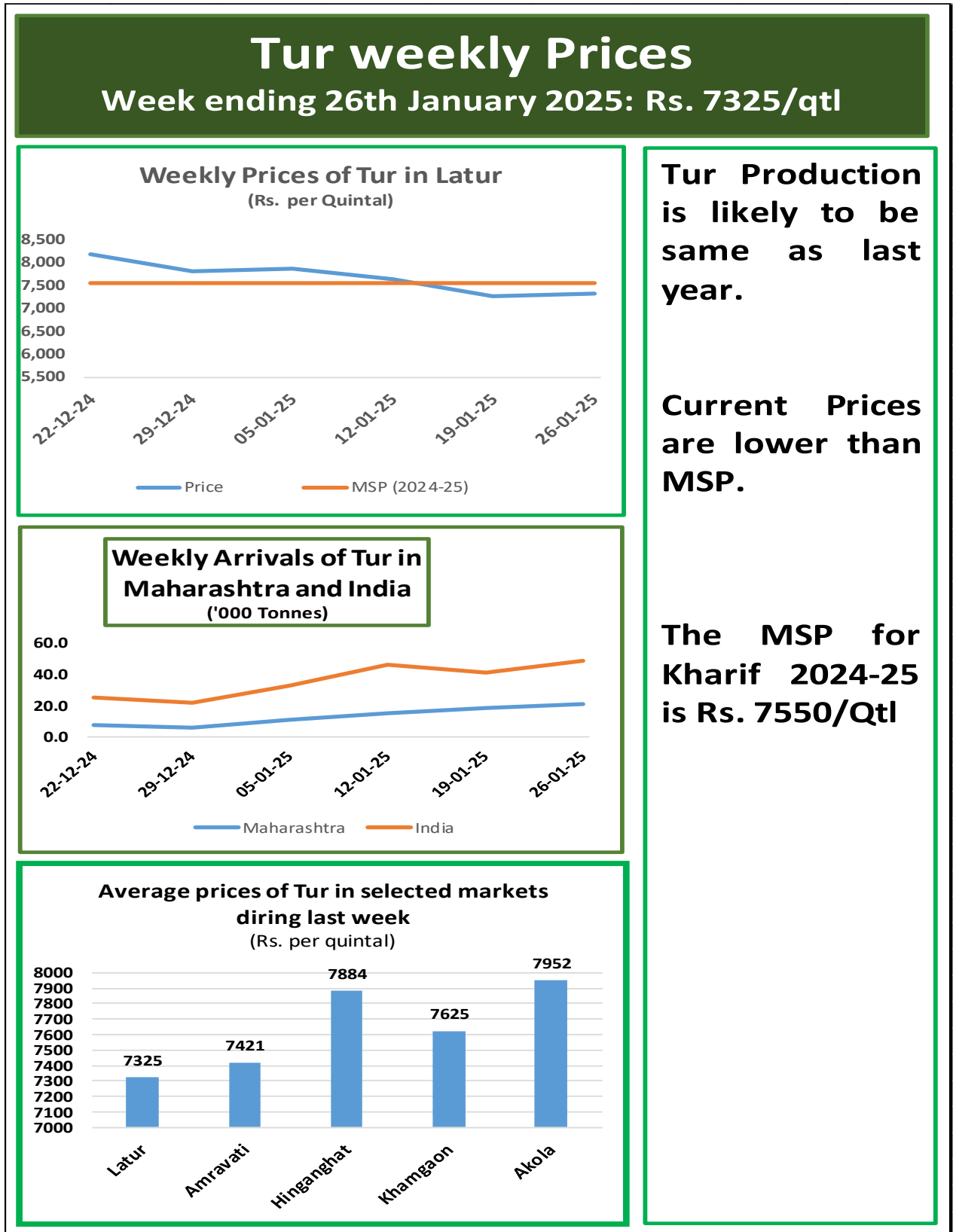
1. **Maize** (Click the link to join our WhatsApp group here → <https://shorturl.at/jOYAM>)



2. **Gram** (Click the link to join our WhatsApp group here → <https://shorturl.at/jOYAM>)



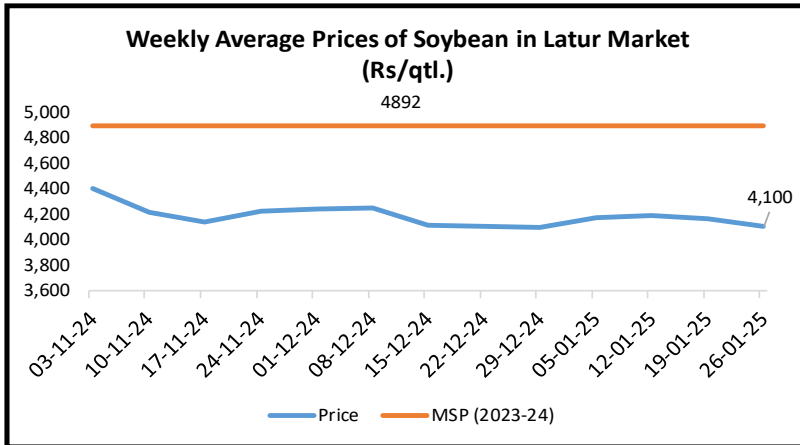
3. **Tur** (Click the link to join our WhatsApp group here → <https://shorturl.at/jOYAM>)



4. **Soybean** (Click the link to join our WhatsApp group here → <https://shorturl.at/jOYAM>)

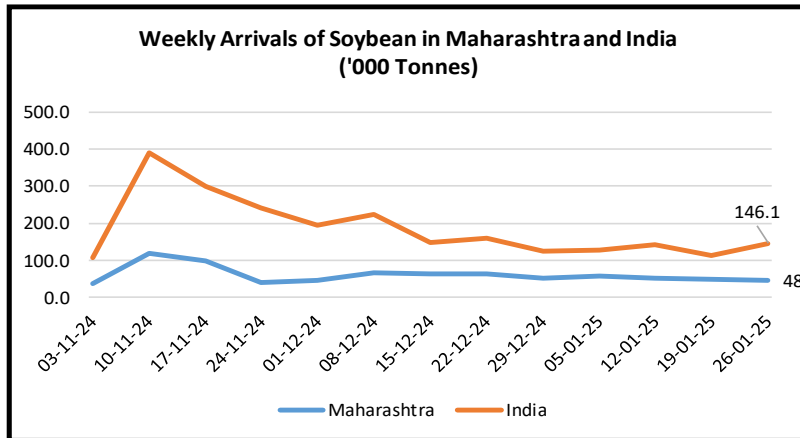
Soybean Weekly Prices

Weekending 26th January 2025 :Rs.4100/qtl.

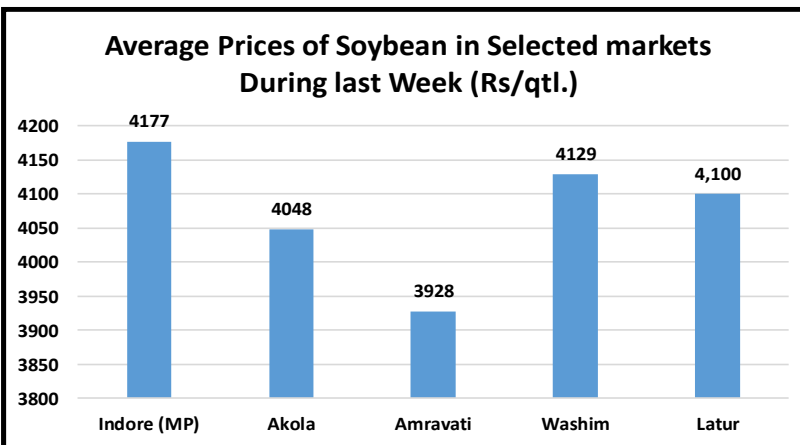
- The average prices of soybean was Rs. 4100 per quintal in Latur market. Prices decreased by 1.5 % as compare to last week.

- The MSP for Kharif 2024-25 is Rs. 4892 per quintal. The current prices of soybean are lower than the MSP.



- The arrivals of soybean have been increased by 27percent at national level as compare to last week.

- During the last week, the highest average price of soybean at Rs.4177 per quintal in the Indore markets, while the lowest price at Rs. 3928/qtl. observed in the Amravati market.




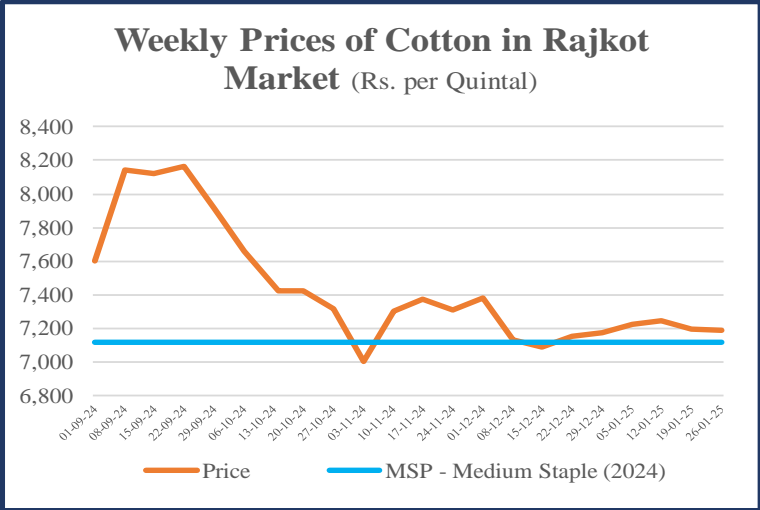
Source: Agmarknet

5. **Cotton** (Click the link to join our WhatsApp group here → <https://shorturl.at/jOYAM>)

Weekly Price of Cotton

By the end of 26 January 2025: ₹ 7,191/qtl.



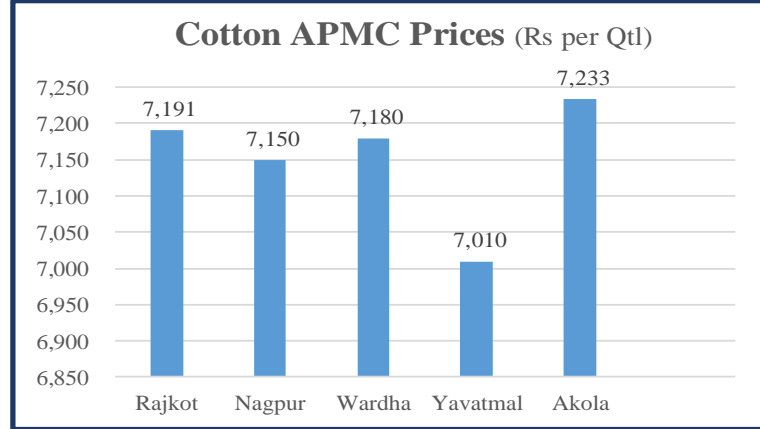
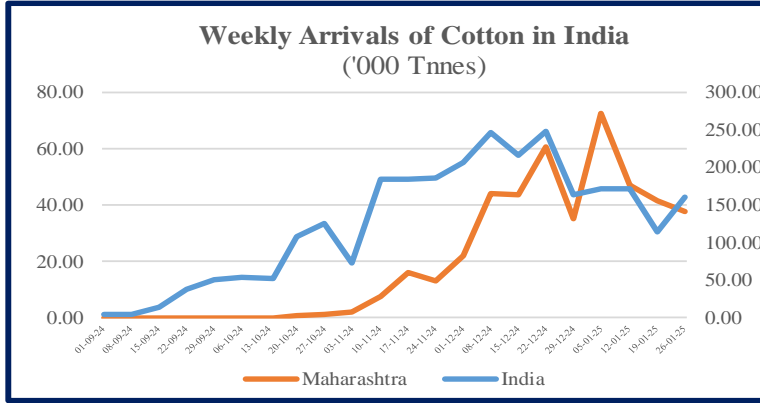


India's cotton production for the 2024-25 season is forecast to drop by 7.4% to 30.2 million bales due to reduced planted area and crop damage from excessive rainfall.

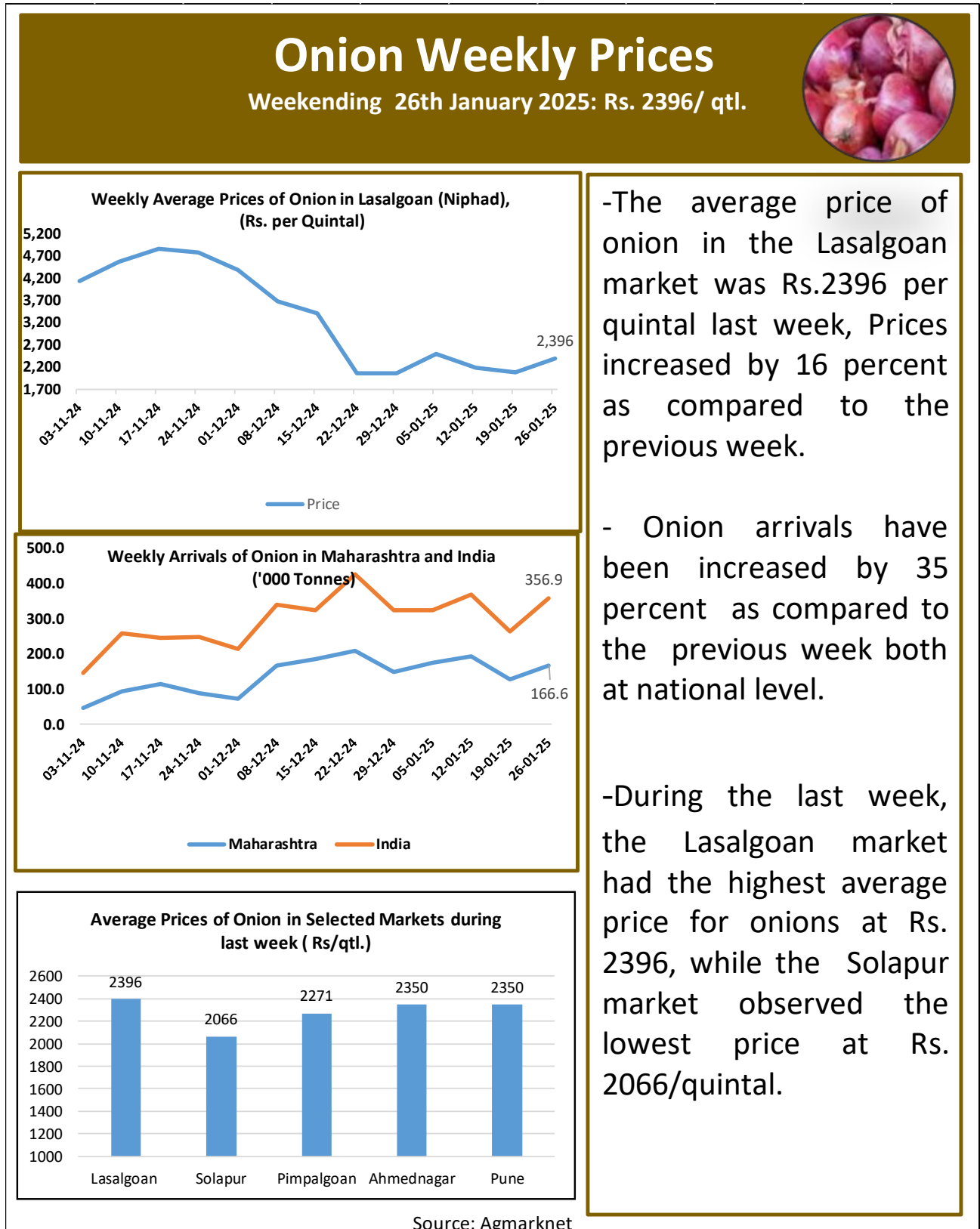
The USDA also revised its India production forecast down to 30.72 million bales, further tightening supply.

This decline in domestic production is expected to reduce exports and increase the need for imports, which are projected to rise to 2.5 million bales from 1.75 million bales in the previous year.

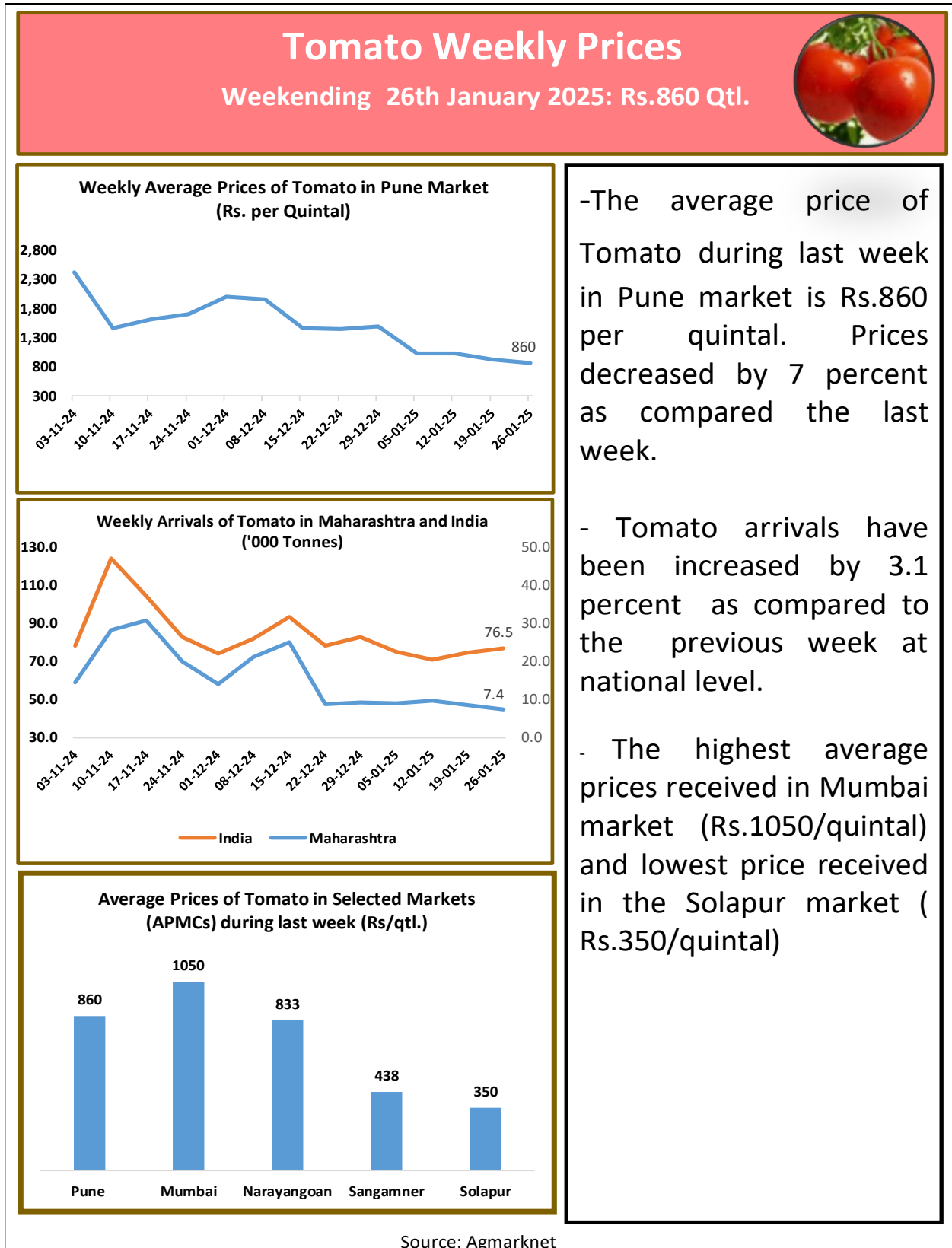
Cotton production is projected to increase in China, Brazil, and Argentina, more than offsetting reductions in the US and Spain
(Source – USDA)



6. **Onion** (Click the link to join our WhatsApp group here → <https://shorturl.at/jOYAM>)




7. **Tomato** (Click the link to join our WhatsApp group here → <https://shorturl.at/jOYAM>)



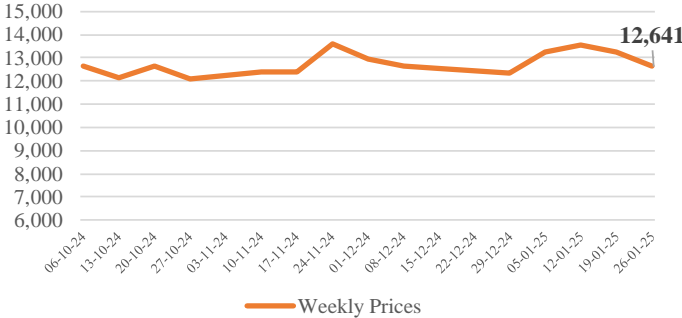
8. **Turmeric** (Click the link to join our WhatsApp group here → <https://shorturl.at/jOYAM>)

Weekly Prices of Turmeric

By the end of 26 January 2025 : ₹ 12,641 /Qtl.



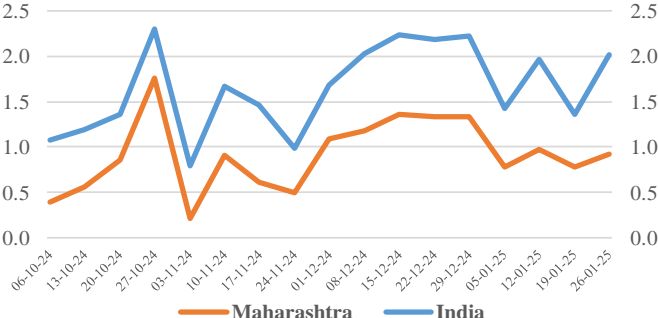
Weekly Prices of Turmeric in Hingoli Market (Rs. per Quintal)



Date	Price (Rs./Qtl)
06-10-24	12,500
13-10-24	12,000
20-10-24	12,500
27-10-24	12,000
03-11-24	12,200
10-11-24	12,300
17-11-24	12,500
24-11-24	13,500
01-12-24	12,800
08-12-24	12,500
15-12-24	12,300
22-12-24	12,200
29-12-24	12,500
05-01-25	13,500
12-01-25	13,800
19-01-25	13,000
26-01-25	12,641

- Last week, in Hingoli Market the price was Rs. 12641/- per quintal. The price has decreased compared to last week.
- Compared to the previous week, the arrivals of turmeric at the national and state levels have increased by 41.24 % and 17.37 %, respectively.
- During the last week, the highest average price of Turmeric at Rs. 14088 / quintal in Sangli market, while the Basmat market observed the lowest price at Rs. 12295/ qtl.

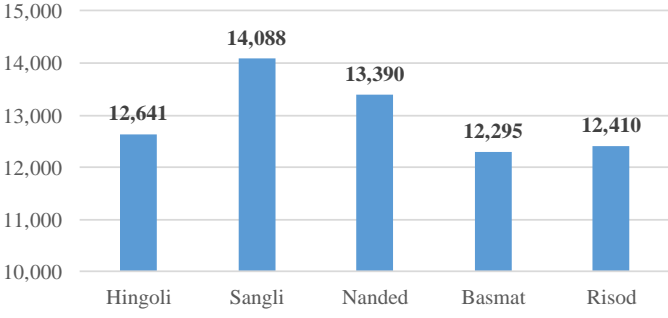
Weekly Arrivals of Turmeric in India & Maharashtra ('000 Tonnes)



Date	Maharashtra	India
06-10-24	0.4	1.1
13-10-24	0.6	1.3
20-10-24	0.9	1.4
27-10-24	1.8	2.3
03-11-24	0.3	0.8
10-11-24	0.9	1.7
17-11-24	0.6	1.5
24-11-24	0.5	1.0
01-12-24	1.1	1.7
08-12-24	1.2	2.0
15-12-24	1.4	2.2
22-12-24	1.4	2.1
29-12-24	1.3	2.2
05-01-25	0.8	1.4
12-01-25	1.0	2.0
19-01-25	0.8	1.4
26-01-25	0.9	2.0

- The Global Turmeric market is anticipated to rise at a considerable rate during the forecast period, between 2024 and 2031.
- The global production of turmeric is around 11 lakh tonnes per annum. India dominates the world production scenario contributing 80% followed by China (8%), Myanmar (4%), Nigeria (3%) and Bangladesh (3%).

Turmeric Prices in APMC Markets (Rs./Qtl.)



Market	Price (Rs./Qtl.)
Hingoli	12,641
Sangli	14,088
Nanded	13,390
Basmat	12,295
Risod	12,410

- In 2023-24, India had exported 1.62 lakh tonnes of turmeric compared to 1.70 lakh tonnes in the previous year.
- Maharashtra is ranked first in India in terms of area and production of turmeric in the years 2023-24.
- In Maharashtra Sangli, Hingoli, Nanded, Parbhani, Washim are the major turmeric growing districts

(Source - Turmeric Outlook - Precision Reports)

Source - Agmarknet

(Source: AGMARKNET and Ministry of Agriculture, Govt. of India)

**Click here or scan the
QR code to connect on
WhatsApp**

Link- <https://shorturl.at/joyam>



For Further Information:

Market Intelligence and Risk Mitigation Cell

Project Implementation Unit- Agriculture

Hon. Balasaheb Thackeray Agribusiness and Rural Transformation Project (SMART)

Sheti Mahamandal Bhavan, 270, Bhamburda, Senapati Bapat Road, Pune - 411016.

Phone : 020-25656577, **Toll Free No.:** 1800 210 1770

E-mail : marketintelligence.smart@gmail.com

Website: <https://www.smart-mh.org>