



Market Intelligence and Risk Mitigation cell



Weekly Price Monitoring Report



Project Implementation Unit- Agriculture


The World Bank assisted project

Hon. Balasaheb Thackeray Agribusiness & Rural Transformation Project

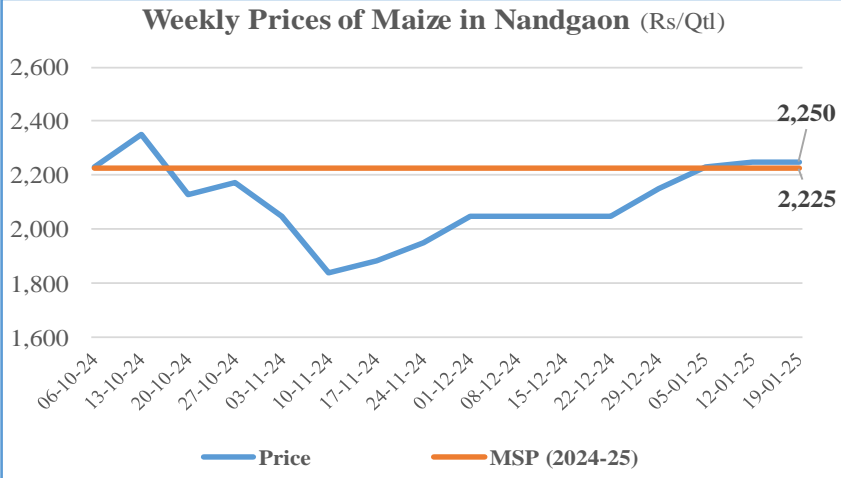
1. **Maize** (Click the link to join our WhatsApp group here → <https://rb.gy/hzx5xl>)

Weekly Price of Maize

By the end of 19 January 2025 : ₹ 2250 /Qtl.



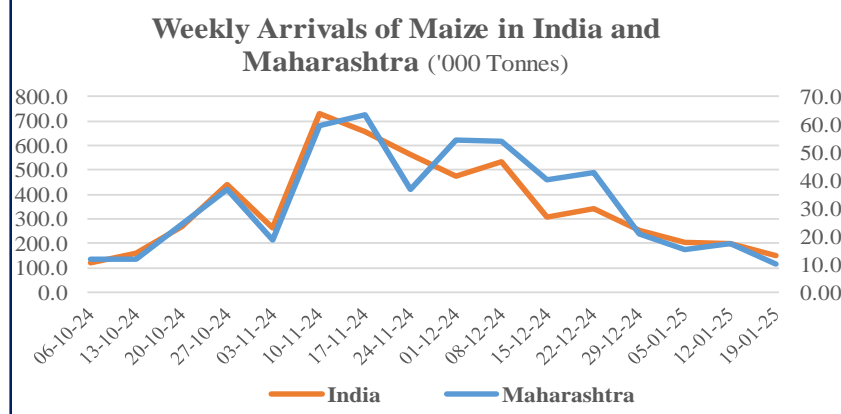
Weekly Prices of Maize in Nandgaon (Rs/Qtl)



Date	Price (Rs/Qtl)	MSP (2024-25) (Rs/Qtl)
06-10-24	2225	2225
13-10-24	2350	2225
20-10-24	2150	2225
27-10-24	2180	2225
03-11-24	2050	2225
10-11-24	1850	2225
17-11-24	1900	2225
24-11-24	1950	2225
01-12-24	2050	2225
08-12-24	2050	2225
15-12-24	2050	2225
22-12-24	2050	2225
29-12-24	2150	2225
05-01-25	2225	2225
12-01-25	2250	2225
19-01-25	2250	2225

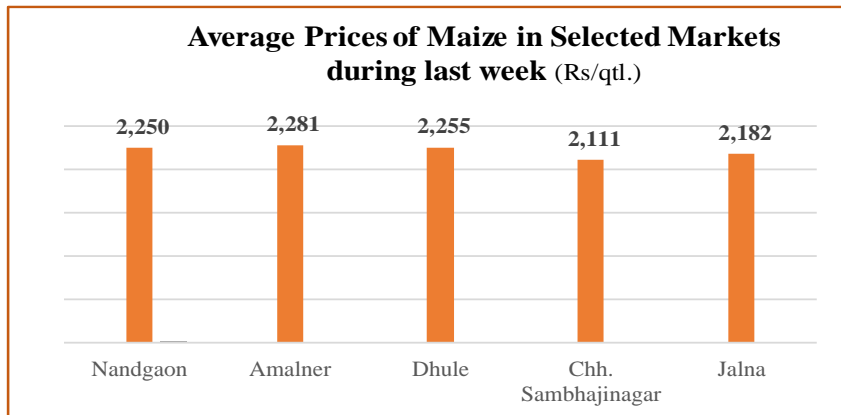
- Last week, in Nandgaon Market the price was Rs.2250 per quintal. The price has same compared to last week.
- The Minimum Support Price for Kharif season 2024-25 is Rs. 2225 per quintal.

Weekly Arrivals of Maize in India and Maharashtra ('000 Tonnes)



Date	India ('000 Tonnes)	Maharashtra ('000 Tonnes)
06-10-24	100	100
13-10-24	150	150
20-10-24	300	300
27-10-24	450	450
03-11-24	250	250
10-11-24	700	700
17-11-24	650	700
24-11-24	550	650
01-12-24	450	550
08-12-24	500	600
15-12-24	350	450
22-12-24	300	400
29-12-24	250	350
05-01-25	200	300
12-01-25	150	250
19-01-25	100	200

Average Prices of Maize in Selected Markets during last week (Rs/qttl.)



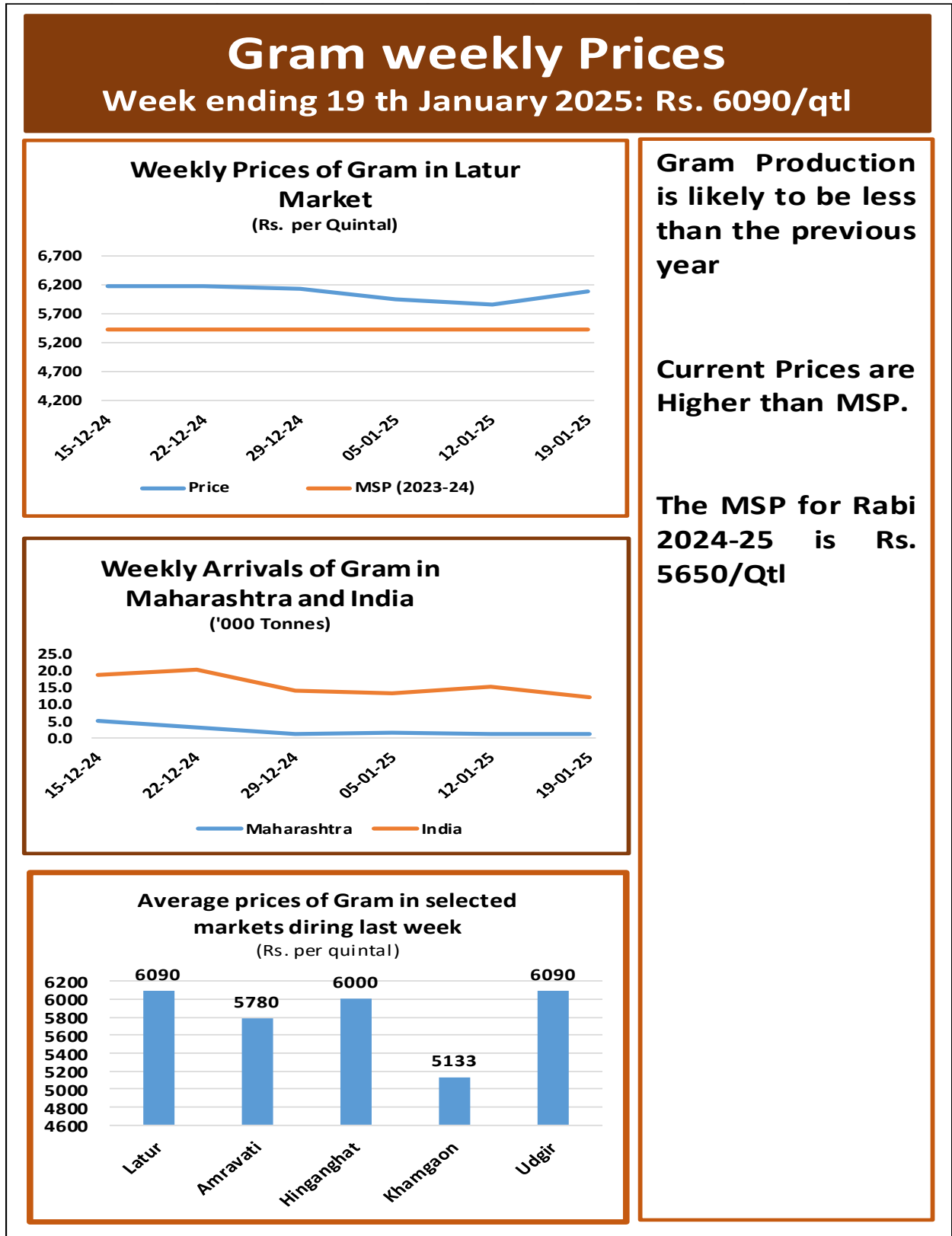
Market	Average Price (Rs/qttl.)
Nandgaon	2,250
Amalner	2,281
Dhule	2,255
Chh. Sambhajinagar	2,111
Jalna	2,182

- At present, the price of maize is Higher than MSP.
- Compared to the previous week, the arrival of maize at the national and state level has decreased by 24.94% and 41.56% respectively.
- During the last week, the highest average price of Maize at Rs. 2281 per quintal in Amalner market, while the Chh. Sambhajinagar market observed the lowest price at Rs. 2111/ qtl.

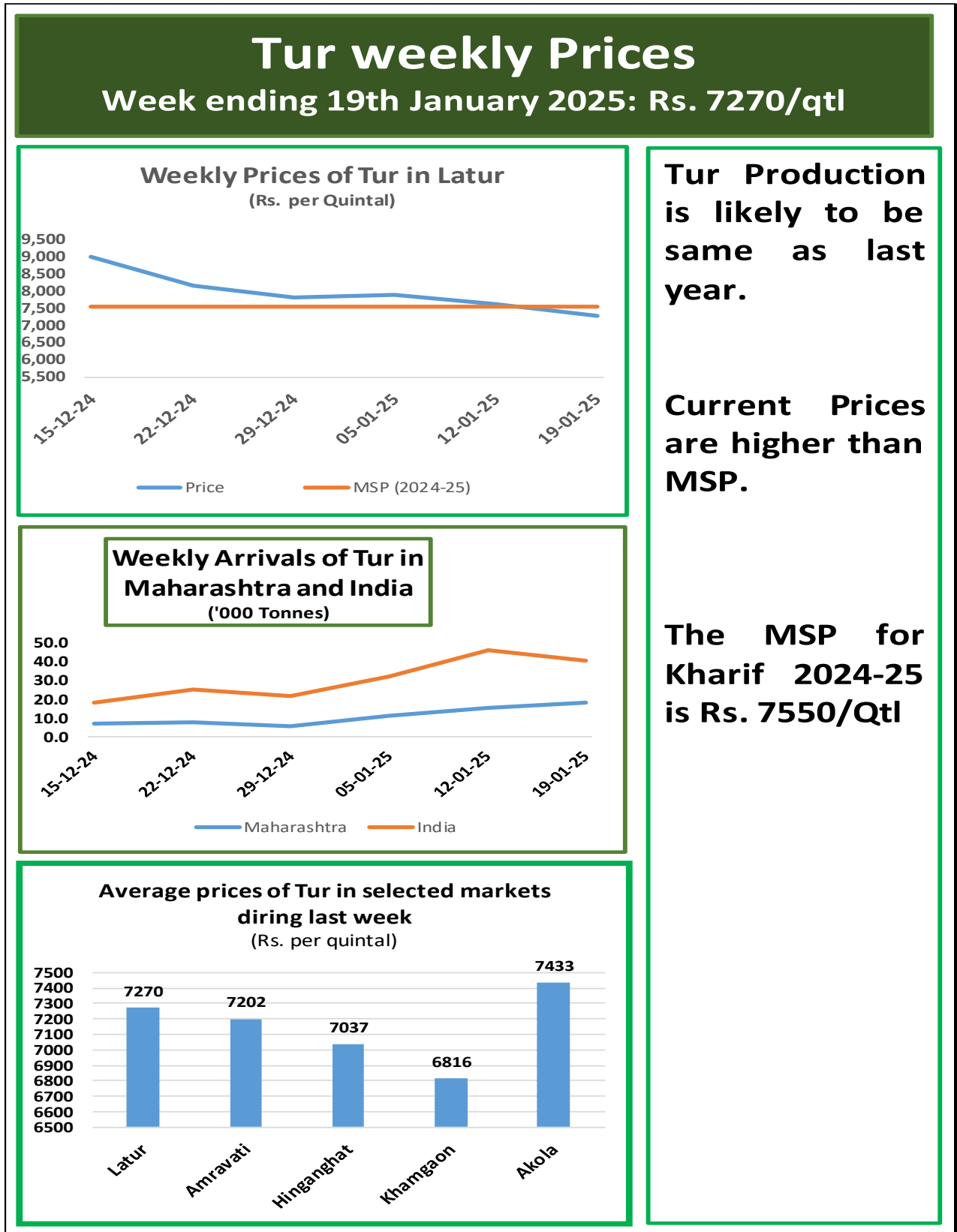
Source : Agmarknet

2

2. **Gram** (Click the link to join our WhatsApp group here → <https://rb.gy/hzx5xl>)



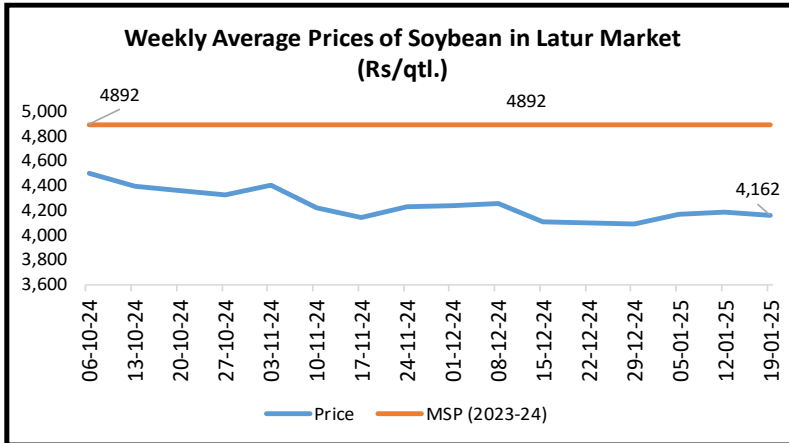
3. **Tur** (Click the link to join our WhatsApp group here → <https://rb.gy/hzx5xl>)



4. **Soybean** (Click the link to join our WhatsApp group here → <https://rb.gy/hzx5xl>)

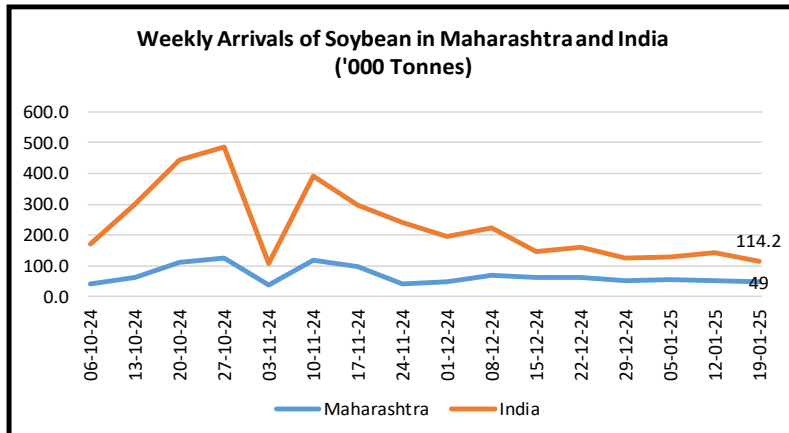
Soybean Weekly Prices

Weekending 19th January 2025 :Rs.4162/qtl.

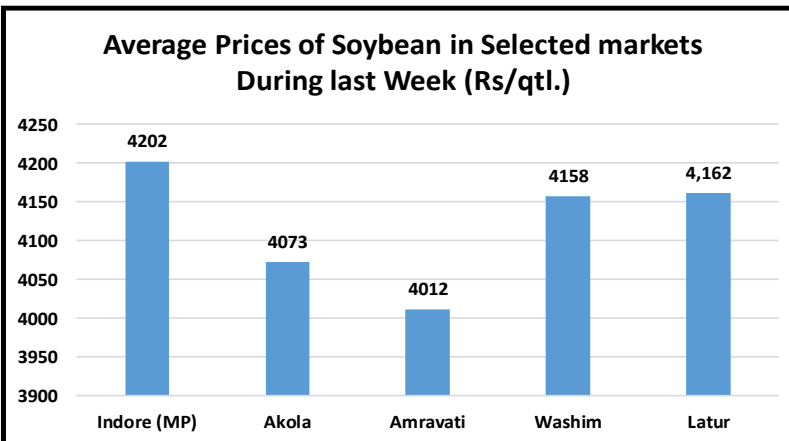
- The average prices of soybean was Rs. 4162 per quintal in Latur market. Prices decreased by 0.6 % as compare to last week.

- The MSP for Kharif 2024-25 is Rs. 4892 per quintal. The current prices of soybean are lower than the MSP.



- The arrivals of soybean have been decreased by 20 percent at national level as compare to last week.

- During the last week, the highest average price of soybean at Rs.4202 per quintal in the Indore markets, while the lowest price at Rs. 4012/qtl. observed in the Amravati market.




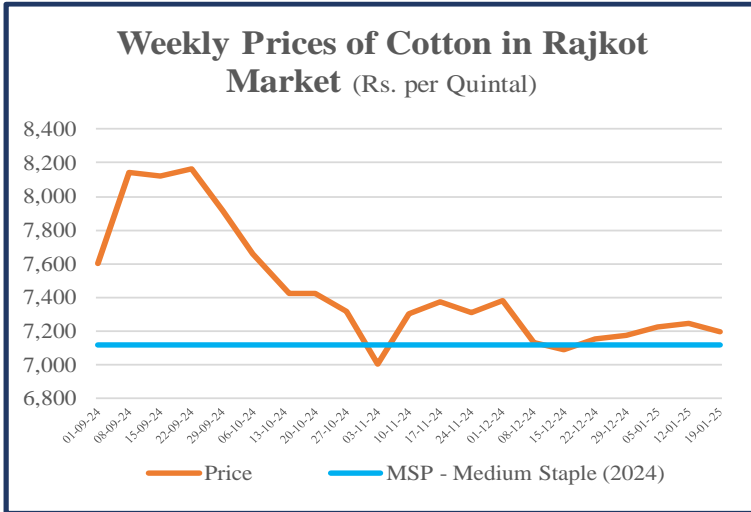
Source: Agmarknet

5. **Cotton** (Click the link to join our WhatsApp group here → <https://rb.gy/hzx5xl>)

Weekly Price of Cotton

By the end of 19 January 2025: ₹ 7,199/qtl.



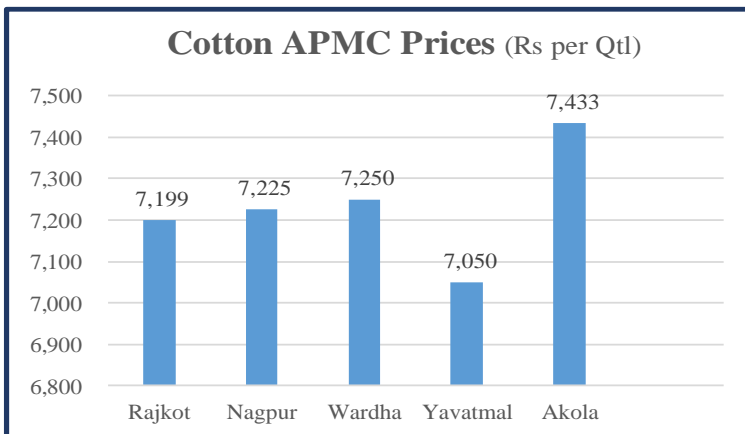
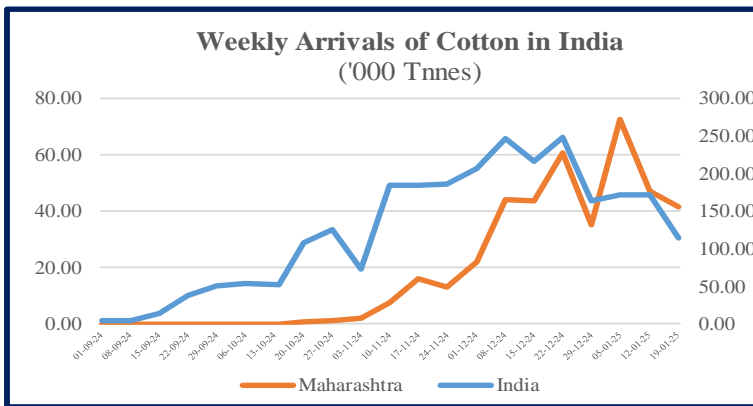


India’s cotton production for the 2024-25 season is forecast to drop by 7.4% to 30.2 million bales due to reduced planted area and crop damage from excessive rainfall.

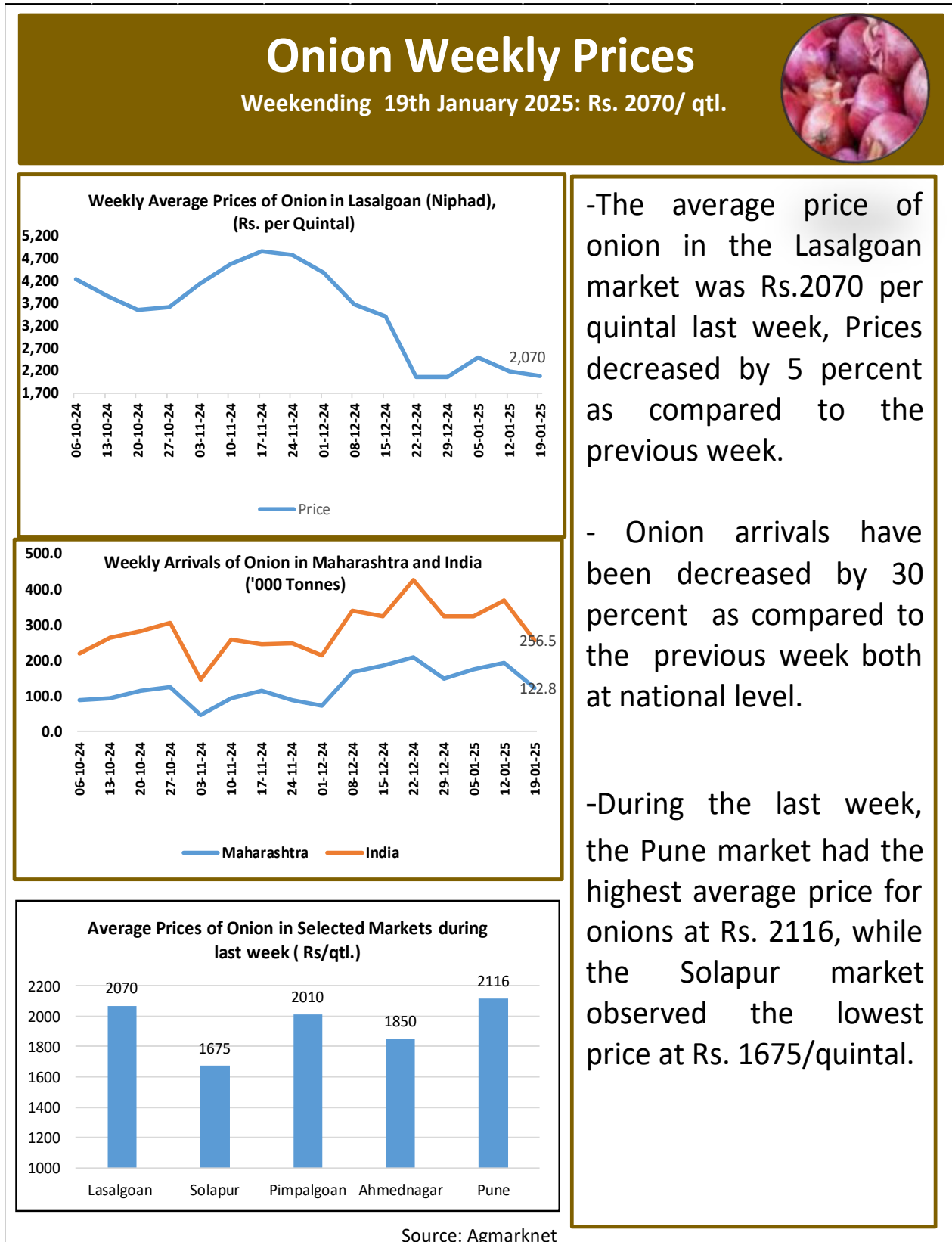
The USDA also revised its India production forecast down to 30.72 million bales, further tightening supply.

This decline in domestic production is expected to reduce exports and increase the need for imports, which are projected to rise to 2.5 million bales from 1.75 million bales in the previous year.

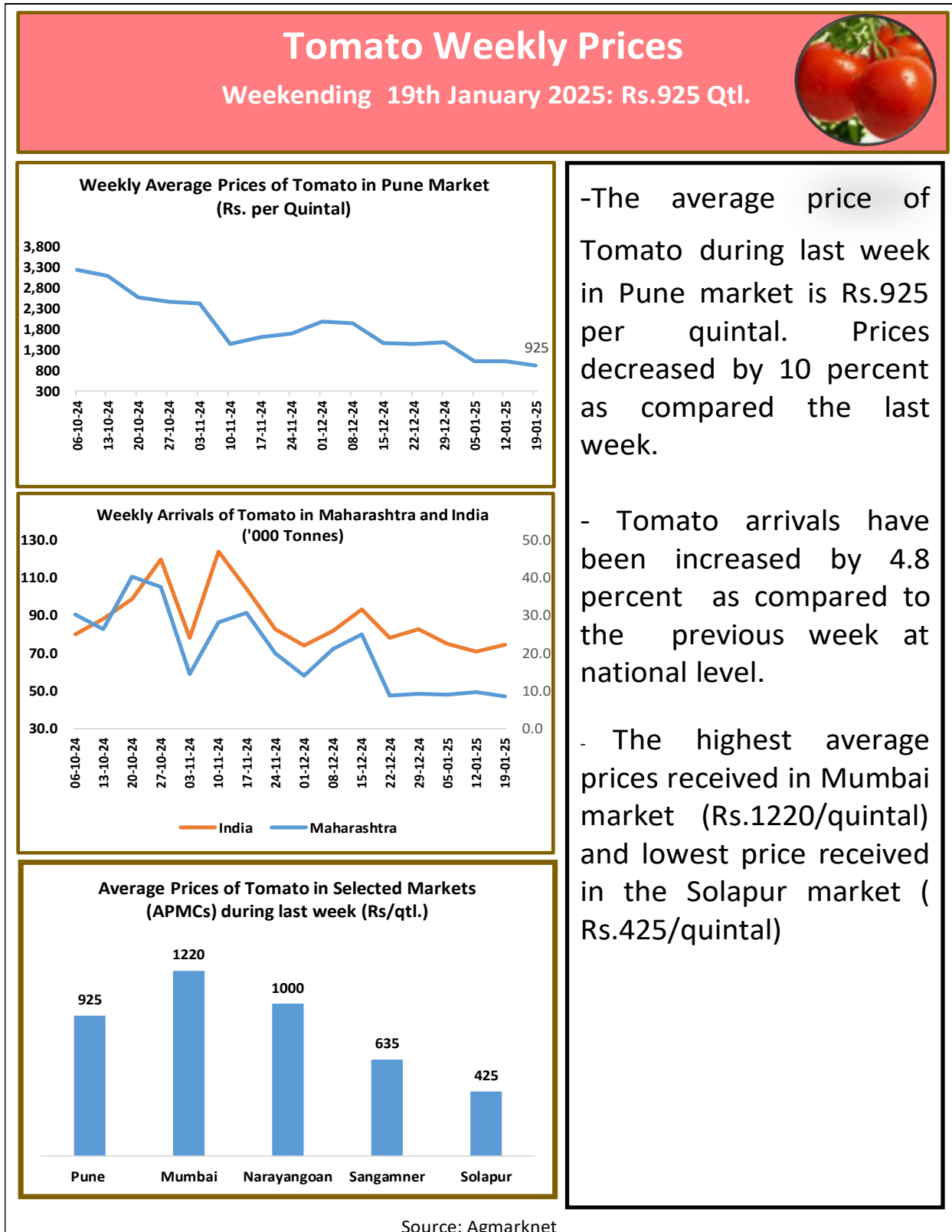
Cotton production is projected to increase in China, Brazil, and Argentina, more than offsetting reductions in the US and Spain (Source – USDA)



6. **Onion** (Click the link to join our WhatsApp group here → <https://rb.gy/hzx5xl>)




7. **Tomato** (Click the link to join our WhatsApp group here → <https://rb.gy/hzx5xl>)



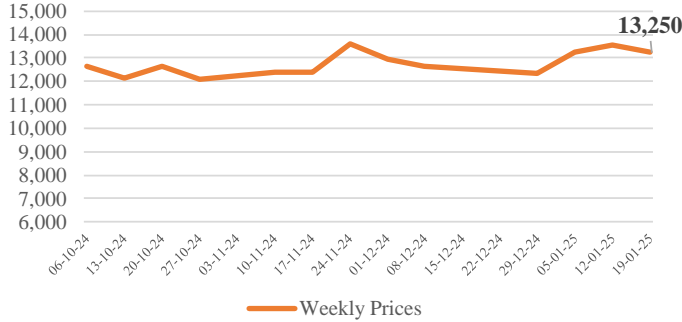
8. **Turmeric** (Click the link to join our WhatsApp group here → <https://rb.gy/hzx5xl>)

Weekly Prices of Turmeric

By the end of 19 January 2025 : ₹ 13,250 /Qtl.



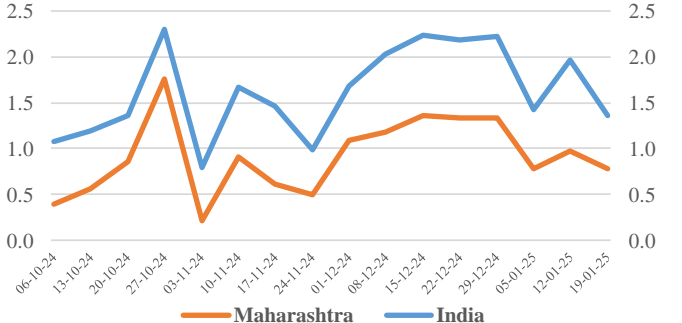
Weekly Prices of Turmeric in Hingoli Market (Rs. per Quintal)



Date	Price (Rs. per Quintal)
06-10-24	12,500
13-10-24	12,200
20-10-24	12,800
27-10-24	12,200
03-11-24	12,500
10-11-24	12,500
17-11-24	12,500
24-11-24	13,800
01-12-24	13,000
08-12-24	12,800
15-12-24	12,800
22-12-24	12,500
29-12-24	13,200
05-01-25	13,500
12-01-25	13,250
19-01-25	13,250

- Last week, in Hingoli Market the price was Rs. 13250/- per quintal. The price has decreased compared to last week.
- Compared to the previous week, the arrivals of turmeric at the national and state levels have decreased by 30.89 % and 18.75 %, respectively.
- During the last week, the highest average price of Turmeric at Rs. 13900 / quintal in Sangli market, while the Risod market observed the lowest price at Rs. 12325/ qtl.

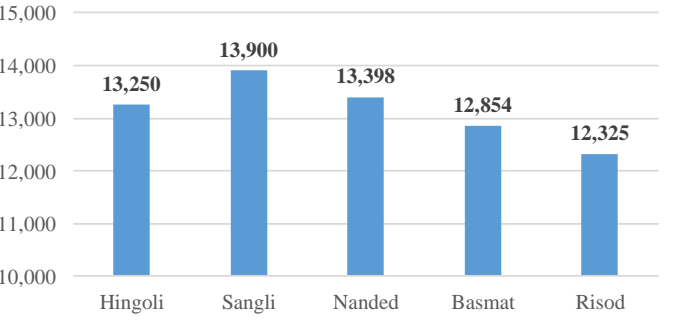
Weekly Arrivals of Turmeric in India & Maharashtra ('000 Tonnes)



Date	Maharashtra	India
06-10-24	0.4	1.1
13-10-24	0.6	1.3
20-10-24	0.9	1.5
27-10-24	1.8	2.3
03-11-24	0.3	0.9
10-11-24	0.9	1.7
17-11-24	0.6	1.5
24-11-24	0.5	1.0
01-12-24	1.1	1.7
08-12-24	1.2	2.0
15-12-24	1.4	2.2
22-12-24	1.3	2.2
29-12-24	1.3	2.2
05-01-25	0.8	1.5
12-01-25	1.0	2.0
19-01-25	0.8	1.4

- The Global Turmeric market is anticipated to rise at a considerable rate during the forecast period, between 2024 and 2031.
- The global production of turmeric is around 11 lakh tonnes per annum. India dominates the world production scenario contributing 80% followed by China (8%), Myanmar (4%), Nigeria (3%) and Bangladesh (3%).

Turmeric Prices in APMC Markets (Rs./Qtl.)



Market	Price (Rs./Qtl.)
Hingoli	13,250
Sangli	13,900
Nanded	13,398
Basmat	12,854
Risod	12,325

- In 2023-24, India had exported 1.62 lakh tonnes of turmeric compared to 1.70 lakh tonnes in the previous year.
- Maharashtra is ranked first in India in terms of area and production of turmeric in the years 2023-24.
- In Maharashtra Sangli, Hingoli, Nanded, Parbhani, Washim are the major turmeric growing districts

(Source - Turmeric Outlook - Precision Reports)

Source - Agmarknet

9

(Source: AGMARKNET and Ministry of Agriculture, Govt. of India)

पुढील QR कोड स्कॅन करून
स्मार्ट प्रकल्पाचे मोबाईल
ॲप्लिकेशन डाऊनलोड करा



For Further Information:

Market Intelligence and Risk Mitigation Cell

Project Implementation Unit- Agriculture

Hon. Balasaheb Thackeray Agribusiness and Rural Transformation Project (SMART)

Sheti Mahamandal Bhavan, 270, Bhamburda, Senapati Bapat Road, Pune - 411016.

Phone : 020-25656577, **Toll Free No.:** 1800 210 1770

E-mail : marketintelligence.smart@gmail.com

Website: <https://www.smart-mh.org>