



## Market Intelligence and Risk Mitigation cell



# Weekly Price Monitoring Report



Project Implementation Unit- Agriculture


The World Bank assisted project

# Hon. Balasaheb Thackeray Agribusiness & Rural Transformation Project

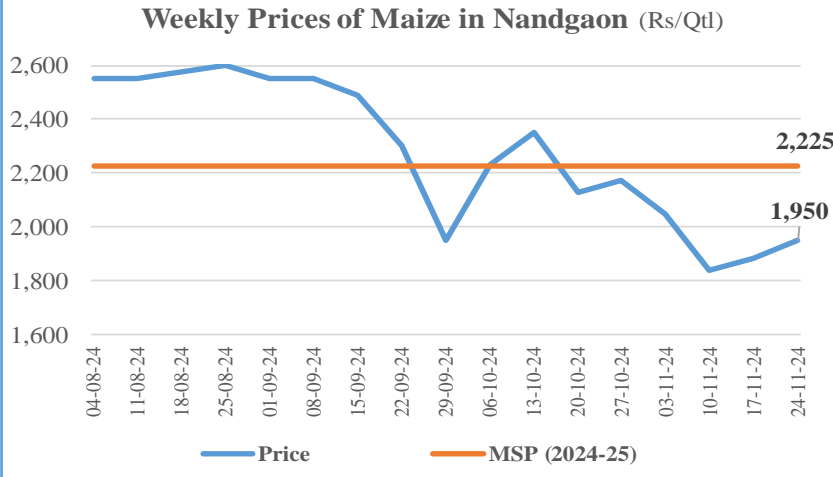
1. **Maize** 🌽 (Click the link to join our WhatsApp group here → <https://rb.gy/hzx5xl>)

## Weekly Price of Maize

By the end of 24 November 2024 : ₹ 1950 /Qtl.



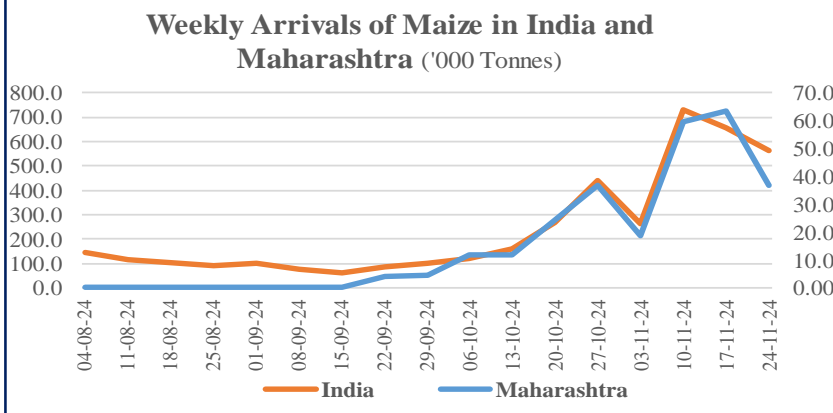
Weekly Prices of Maize in Nandgaon (Rs/Qtl)



Date	Price (Rs/Qtl)	MSP (2024-25)
04-08-24	2550	2225
11-08-24	2550	2225
18-08-24	2580	2225
25-08-24	2600	2225
01-09-24	2550	2225
08-09-24	2550	2225
15-09-24	2500	2225
22-09-24	2300	2225
29-09-24	1950	2225
06-10-24	2250	2225
13-10-24	2350	2225
20-10-24	2150	2225
27-10-24	2180	2225
03-11-24	2050	2225
10-11-24	1850	2225
17-11-24	1900	2225
24-11-24	1950	2225

- Last week, in Nandgaon Market the price was Rs. 1950 per quintal. The price has increased compared to last week.
- The Minimum Support Price for Kharif season 2024-25 is Rs. 2225 per quintal.

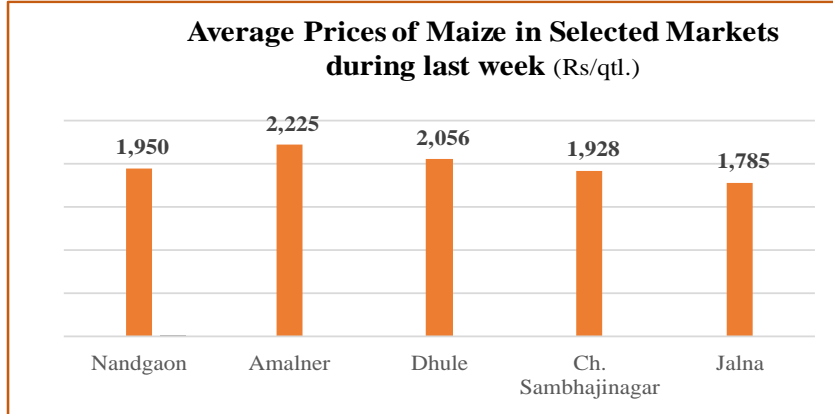
Weekly Arrivals of Maize in India and Maharashtra ('000 Tonnes)



Date	India ('000 Tonnes)	Maharashtra ('000 Tonnes)
04-08-24	150	100
11-08-24	120	100
18-08-24	100	100
25-08-24	100	100
01-09-24	100	100
08-09-24	80	100
15-09-24	80	100
22-09-24	100	100
29-09-24	100	100
06-10-24	150	150
13-10-24	150	150
20-10-24	450	450
27-10-24	250	250
03-11-24	700	650
10-11-24	650	650
17-11-24	550	650
24-11-24	41.4	41.4

- At present, the price of maize is lower than MSP.
- Compared to the previous week, the arrival of maize at the national and state level has decreased by 13.60 % and by 41.75 % respectively.

Average Prices of Maize in Selected Markets during last week (Rs/qtl.)



Market	Average Price (Rs/qtl.)
Nandgaon	1,950
Amalner	2,225
Dhule	2,056
Ch. Sambhajinagar	1,928
Jalna	1,785

- During the last week, the highest average price of Maize at Rs. 2225 per quintal in Amalner market, while the Jalna market observed the lowest price at Rs. 1785/ qtl.

Source : Agmarknet

2

2. **Gram** (Click the link to join our WhatsApp group here → <https://rb.gy/hzx5xl>)

## Gram weekly Prices

Week ending 24th November 2024: Rs. 6452/qtl

Weekly Prices of Gram in Latur Market  
(Rs. per Quintal)

Date	Price (Rs. per Quintal)	MSP (2023-24)
20-10-24	6,800	5,440
27-10-24	6,700	5,440
03-11-24	6,700	5,440
10-11-24	6,500	5,440
17-11-24	6,200	5,440
24-11-24	6,452	5,440

Gram Production is likely to be less than the previous year

Current Prices are Higher than MSP.

The MSP for Rabi 2023-24 is Rs. 5440/Qtl

Weekly Arrivals of Gram in Maharashtra and India  
('000 Tonnes)

Date	Maharashtra ('000 Tonnes)	India ('000 Tonnes)
20-10-24	2.0	20.0
27-10-24	2.0	20.0
03-11-24	1.0	10.0
10-11-24	2.0	20.0
17-11-24	3.0	15.0
24-11-24	5.0	18.0

Average prices of Gram in selected markets during last week  
(Rs. per quintal)

Market	Average Price (Rs. per quintal)
Latur	6452
Amravati	6228
Hinganghat	5445
Khamgaon	5512
Udgir	6324

3. **Tur** (Click the link to join our WhatsApp group here → <https://rb.gy/hzx5xl>)

## Tur weekly Prices

### Week ending 24th November 2024: Rs. 10088/qtl

**Weekly Prices of Tur in Latur**  
(Rs. per Quintal)

Date	Price (Rs. per Quintal)	MSP (2022)
20-10-24	9,500	7,500
27-10-24	9,600	7,500
03-11-24	10,000	7,500
10-11-24	9,500	7,500
17-11-24	9,400	7,500
24-11-24	10,088	7,500

**Weekly Arrivals of Tur in Maharashtra and India**  
('000 Tonnes)

Date	Maharashtra ('000 Tonnes)	India ('000 Tonnes)
20-10-24	2.2	6.0
27-10-24	1.8	5.5
03-11-24	0.5	2.5
10-11-24	1.5	5.5
17-11-24	1.2	5.2
24-11-24	0.8	4.2

**Average prices of Tur in selected markets during last week**  
(Rs. per quintal)

Market	Average Price (Rs. per quintal)
Latur	10088
Amravati	9926
Hinganghat	8766
Khamgaon	9909
Akola	9497

**Tur Production is likely to be same as last year.**

**Current Prices are higher than MSP.**

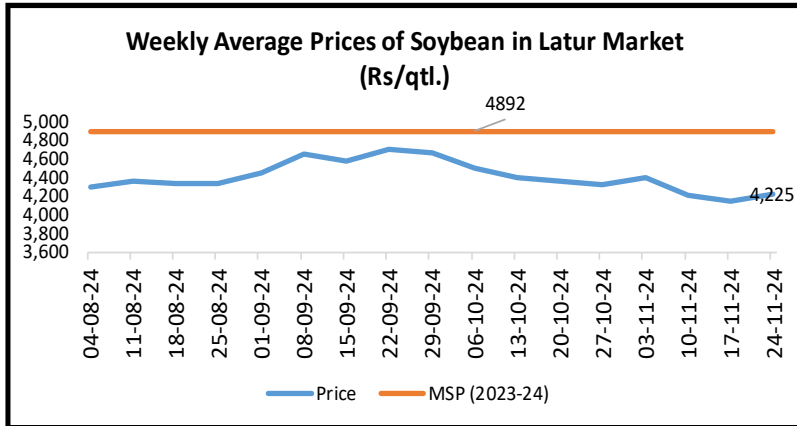
  
  
  

**The MSP for Kharif 2024-25 is Rs. 7550/Qtl**

4. **Soybean** (Click the link to join our WhatsApp group here → <https://rb.gy/hzx5xl>)

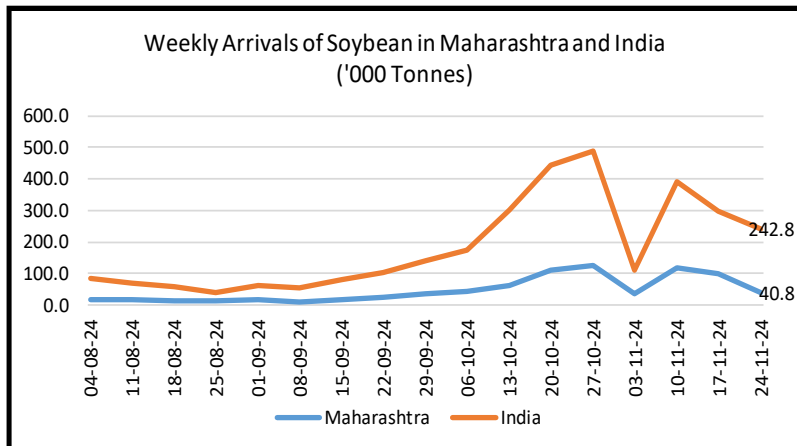
## Soybean Weekly Prices

### Weekending 24th November 2024 :Rs.4225/qtl.

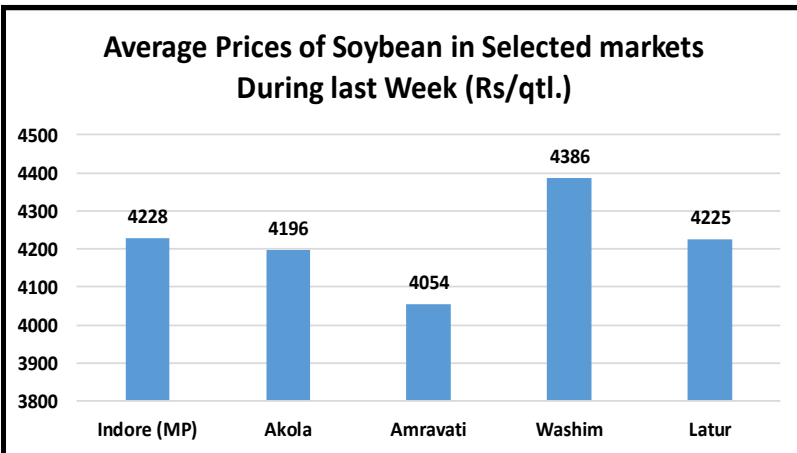
- The average prices of soybean was Rs. 4225 per quintal in Latur market. Prices increased by 2 % as compare to last week.

- The MSP for Kharif 2024-25 is Rs. 4892 per quintal. The current prices of soybean are lower than the MSP.



- The arrivals of soybean has been decreased by 19 percent at national level as compare to last week.

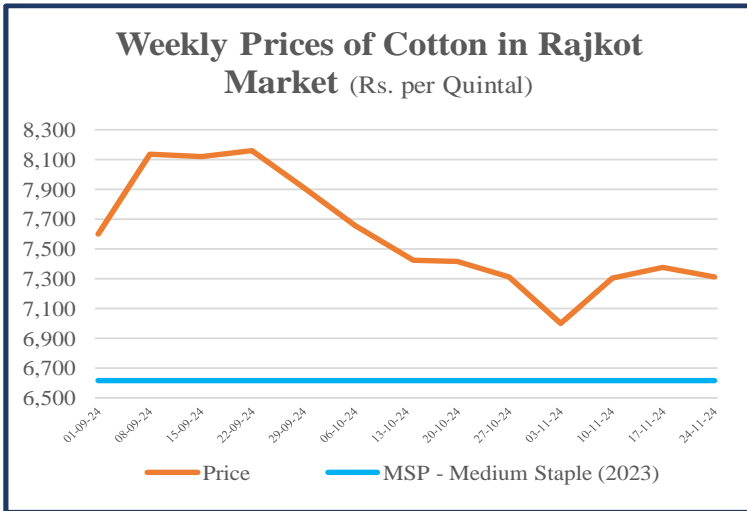
- During the last week, the highest average price of soybean at Rs. 4386 per quintal in Washim markets, while the lowest price at Rs. 4054 /qtl. observed in the Amravati market.



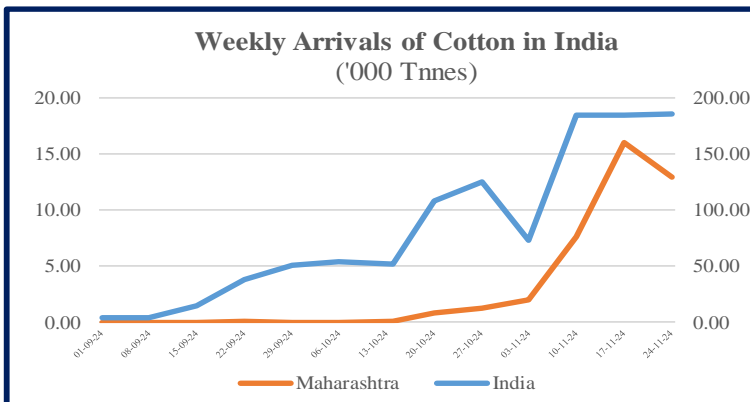
Source: Agmarknet

5. **Cotton** (Click the link to join our WhatsApp group here → <https://rb.gy/hzx5xl>)

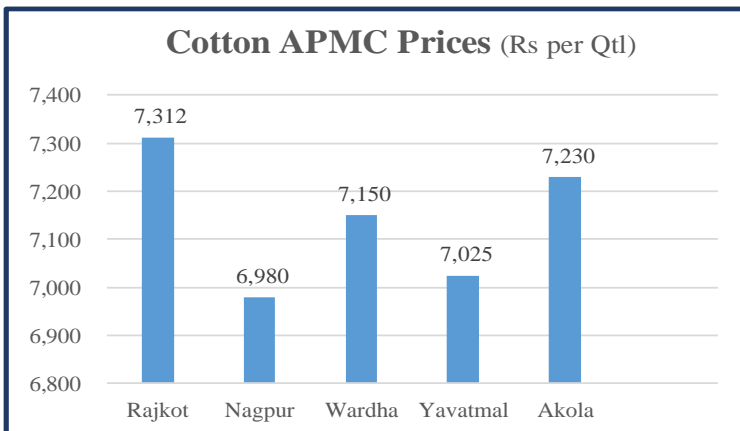
**Weekly Price of Cotton**  
By the end of 24 November 2024: ₹ 7,312/qtl.

Cotton futures declined this week, trading at the lower end of the recent range due to weak demand and the pressures of a stronger U.S. dollar. U.S. export sales increased for the week, but shipments remained below average, continuing concerns about the current market environment. With the cotton harvest underway, nearby futures fell this week, staying near the lower end of the recent range between 70.00 cents and 74.00 cents per pound.

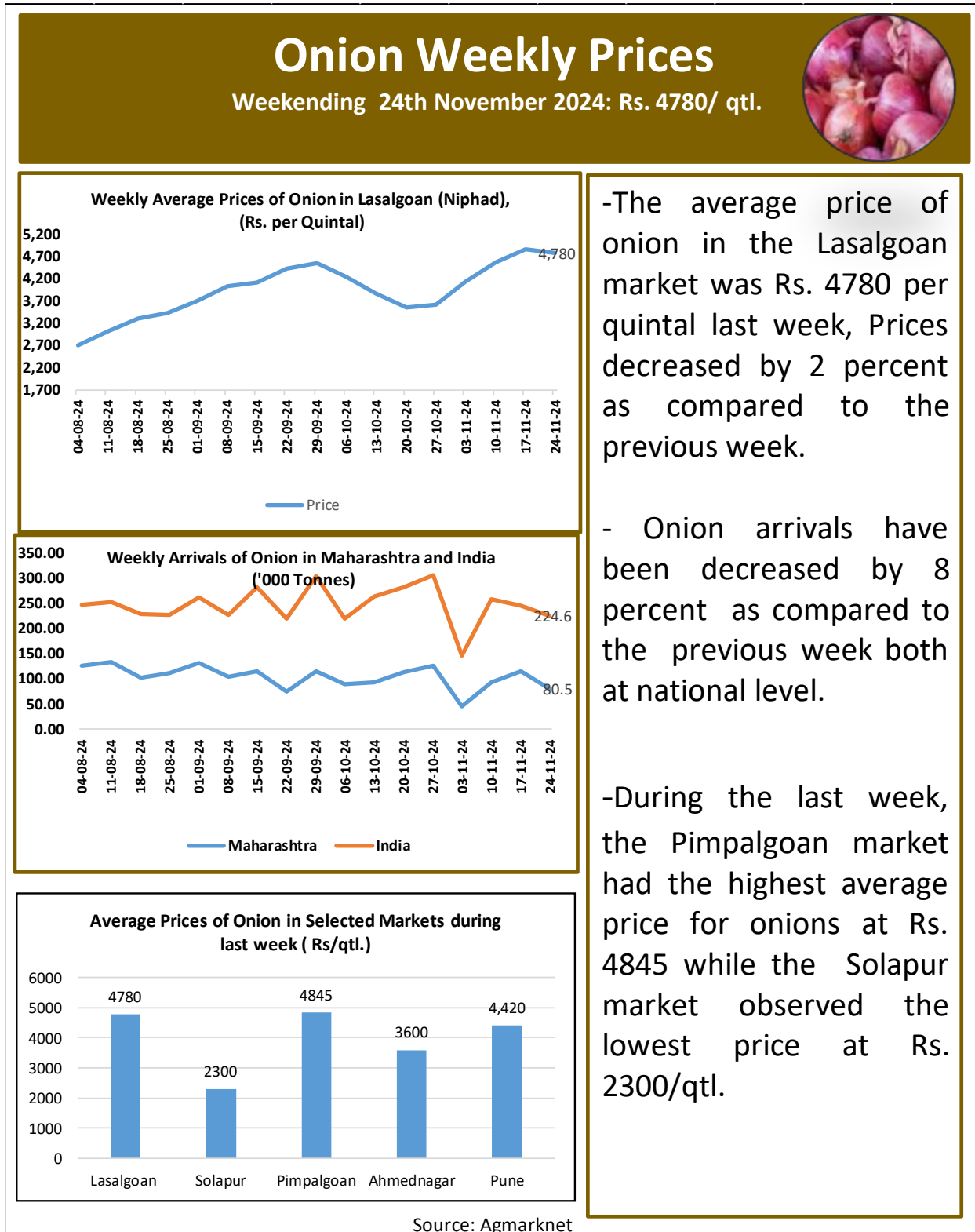


Following last week's WASDE report, which loosened the U.S. balance sheet and caused futures to drop, the marketplace has been relatively quiet this week. Cotton futures consolidated at the lower end of the trading range. On Tuesday, December futures closed at the lowest level in five weeks. Strength in outside markets provided some support, but an overall lack of demand and a stronger U.S. dollar pushed prices lower for the week.

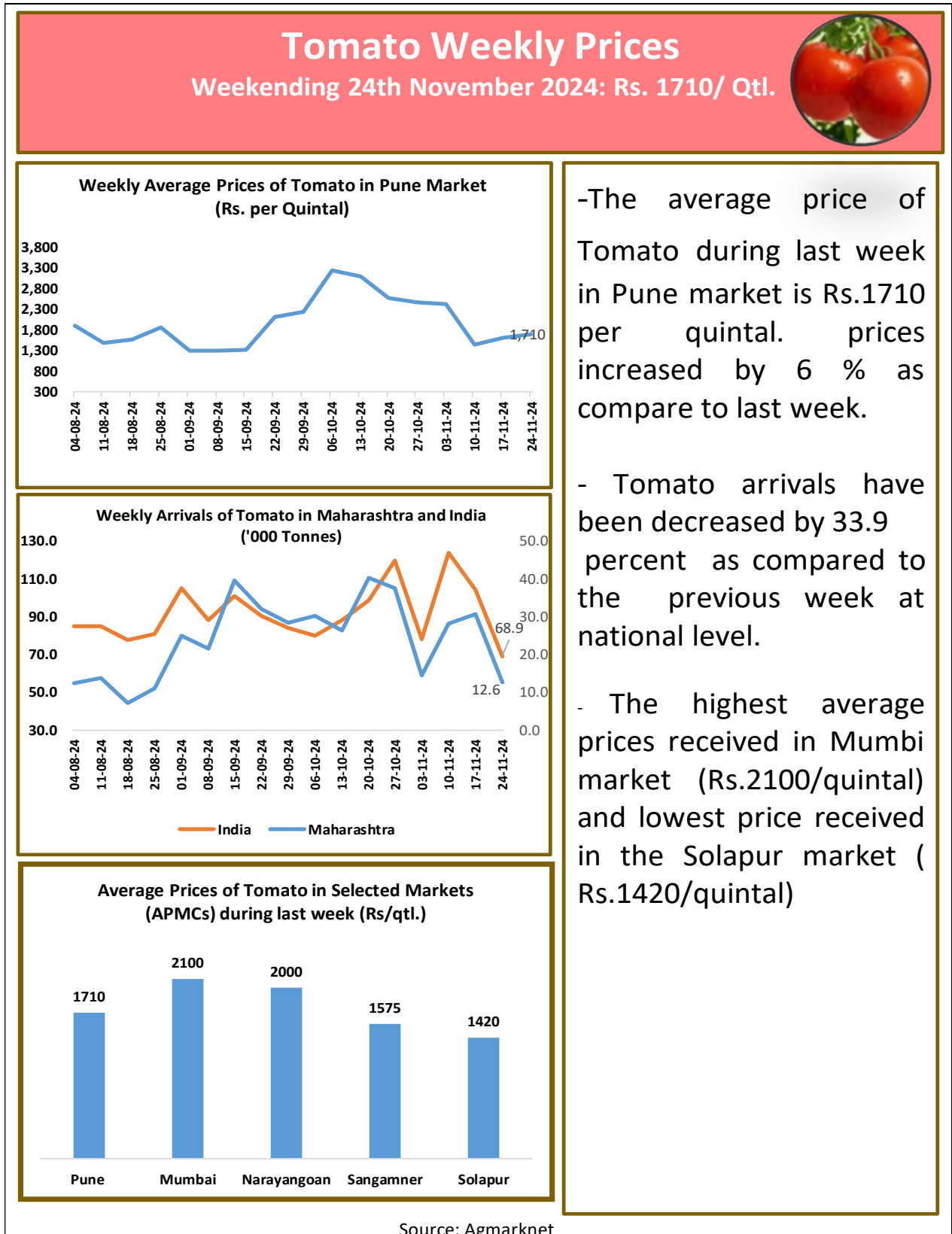


(Source - Plains Cotton Cooperative Association (PCCA) Cotton Market Weekly)

6. **Onion** (Click the link to join our WhatsApp group here → <https://rb.gy/hzx5xl>)



7. **Tomato** (Click the link to join our WhatsApp group here → <https://rb.gv/hzx5xl>)






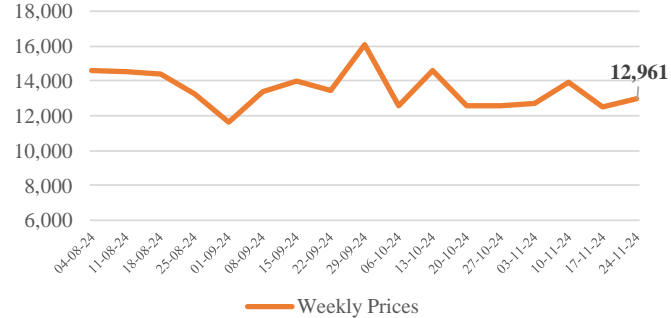
8. **Turmeric:** (Click the link to join our WhatsApp group here → <https://rb.gy/hzx5xl>)

## Weekly Prices of Turmeric

**By the end of 24 Nov. 2024 : ₹ 12961 /- Qtl.**

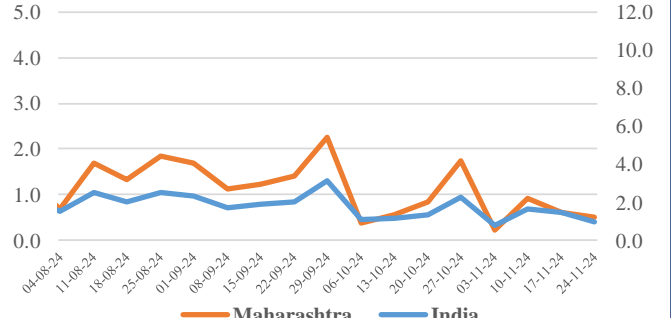


### Weekly Prices of Turmeric in Sangli Market (Rs. per Quintal)

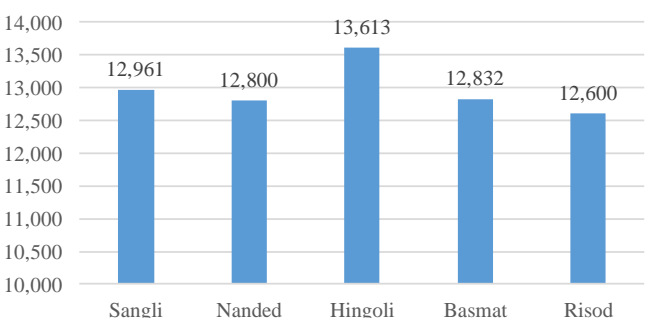


12,961

### Weekly Arrivals of Turmeric in India & Maharashtra ('000 Tonnes)



### Turmeric Prices in APMC Markets (Rs./Qtl.)



Market	Price (Rs./Qtl.)
Sangli	12,961
Nanded	12,800
Hingoli	13,613
Basmat	12,832
Risod	12,600

- Last week, in Sangli Market the price was Rs. 12961/- per quintal. The price has increased compared to last week.
- Compared to the previous week, the arrivals of Turmeric at national and state level has decreased by 31.96 % and 19.32 % respectively.
- During the last week, the highest average price of Turmeric at Rs. 13613 / quintal in Hingoli market, while the Risod market observed the lowest price at Rs. 12600 / qtl.
- The Global Turmeric market is anticipated to rise at a considerable rate during the forecast period, between 2024 and 2031.
- The global Turmeric market size was valued at USD 1081.34 million in 2021 and is expected to expand at a CAGR of 7.19% during the forecast period, reaching USD 1640.13 million by 2031.
- The global production of turmeric is around 11 lakh tonnes per annum. India dominates the world production scenario contributing 80% followed by China (8%), Myanmar (4%), Nigeria (3%) and Bangladesh (3%).
- Maharashtra is ranked first in India in terms of area and production of turmeric in the years 2022–23.
- In Maharashtra Sangli, Hingoli, Nanded, Parbhani, Washim are the major turmeric growing districts

(Source - Turmeric Outlook - Precision Reports)

**Source - Agmarknet**

(Source: AGMARKNET and Ministry of Agriculture, Govt. of India)

पुढील QR कोड स्कॅन करून  
स्मार्ट प्रकल्पाचे मोबाईल  
ऍप्लिकेशन डाऊनलोड करा



For Further Information:

## Market Intelligence and Risk Mitigation Cell

Project Implementation Unit- Agriculture

**Hon. Balasaheb Thackeray Agribusiness and Rural Transformation Project (SMART)**

Sheti Mahamandal Bhavan, 270, Bhamburda, Senapati Bapat Road, Pune - 411016.

**Phone** : 020-25656577, **Toll Free No.:** 1800 210 1770

**E-mail** : marketintelligence.smart@gmail.com

**Website:** <https://www.smart-mh.org>