



Market Intelligence and Risk Mitigation cell



Weekly Price Monitoring Report



Project Implementation Unit- Agriculture


The World Bank assisted project

Hon. Balasaheb Thackeray Agribusiness & Rural Transformation Project

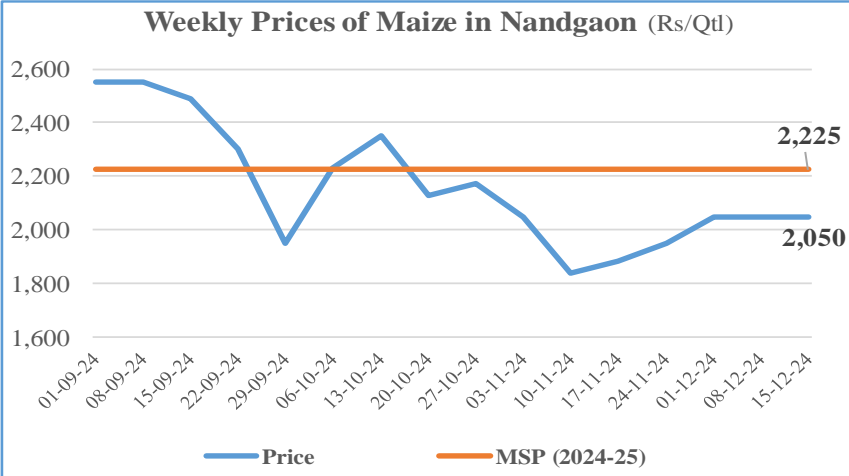
1. **Maize** (Click the link to join our WhatsApp group here → <https://rb.gy/hzx5xl>)

Weekly Price of Maize

By the end of 15 December 2024 : ₹ 2050 /Qtl.



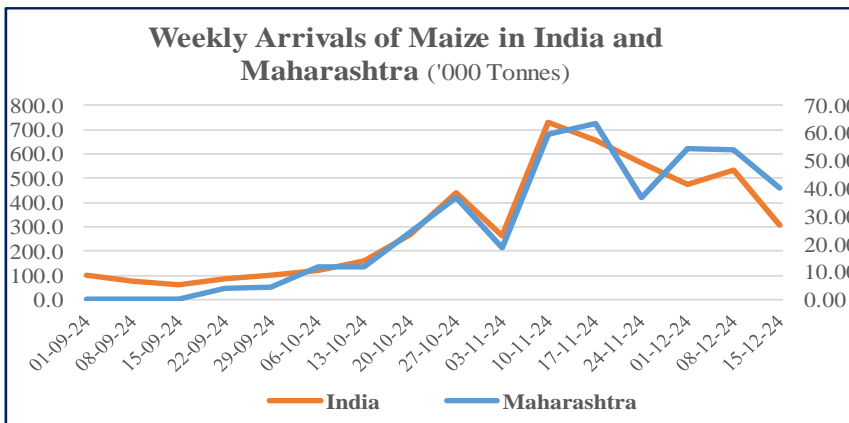
Weekly Prices of Maize in Nandgaon (Rs/Qtl)



Date	Price (Rs/Qtl)	MSP (2024-25)
01-09-24	2550	2225
08-09-24	2550	2225
15-09-24	2500	2225
22-09-24	2300	2225
29-09-24	1950	2225
06-10-24	2250	2225
13-10-24	2350	2225
20-10-24	2150	2225
27-10-24	2180	2225
03-11-24	2050	2225
10-11-24	1850	2225
17-11-24	1900	2225
24-11-24	1950	2225
01-12-24	2050	2225
08-12-24	2050	2225
15-12-24	2050	2225

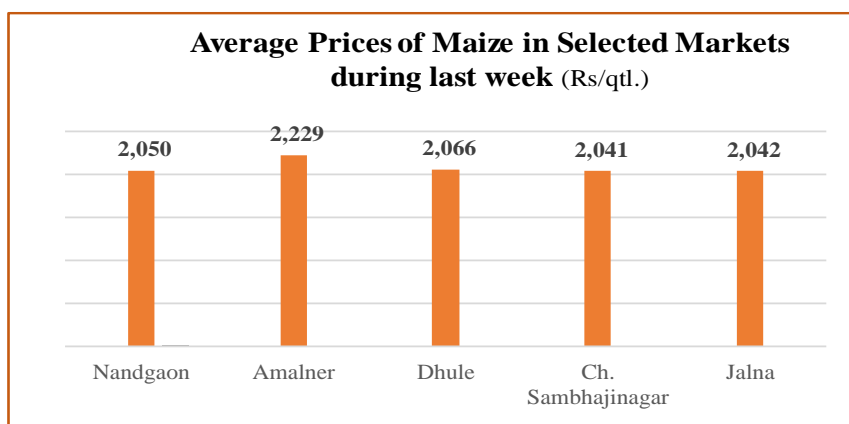
- Last week, in Nandgaon Market the price was Rs. 2050 per quintal. The price is the same compared to last week.
- The Minimum Support Price for Kharif season 2024-25 is Rs. 2225 per quintal.
- At present, the price of maize is lower than MSP.
- Compared to the previous week, the arrival of maize at the national level and state level has decreased by 42.36 % and 25.24 % respectively.
- During the last week, the highest average price of Maize at Rs. 2229 per quintal in Amalner market, while the Chh. Sambhajinagar market observed the lowest price at Rs. 2041/ qtl.

Weekly Arrivals of Maize in India and Maharashtra ('000 Tonnes)



Date	India ('000 Tonnes)	Maharashtra ('000 Tonnes)
01-09-24	100	50
08-09-24	80	50
15-09-24	100	50
22-09-24	100	50
29-09-24	120	50
06-10-24	150	50
13-10-24	180	50
20-10-24	450	40
27-10-24	250	20
03-11-24	700	65
10-11-24	600	65
17-11-24	550	45
24-11-24	500	60
01-12-24	550	60
08-12-24	450	45
15-12-24	300	30

Average Prices of Maize in Selected Markets during last week (Rs/qtl.)

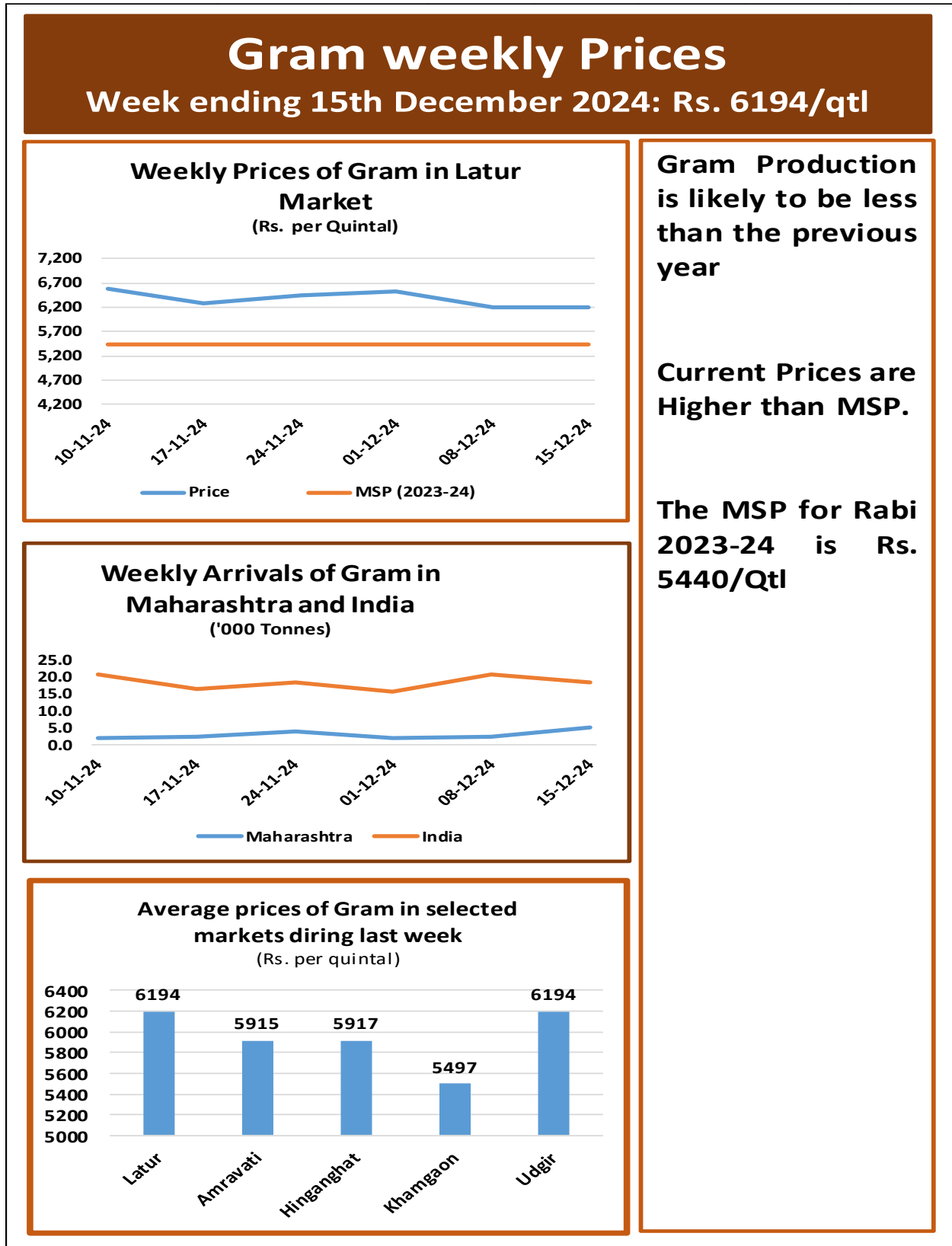


Market	Average Price (Rs/qtl.)
Nandgaon	2,050
Amalner	2,229
Dhule	2,066
Ch. Sambhajinagar	2,041
Jalna	2,042

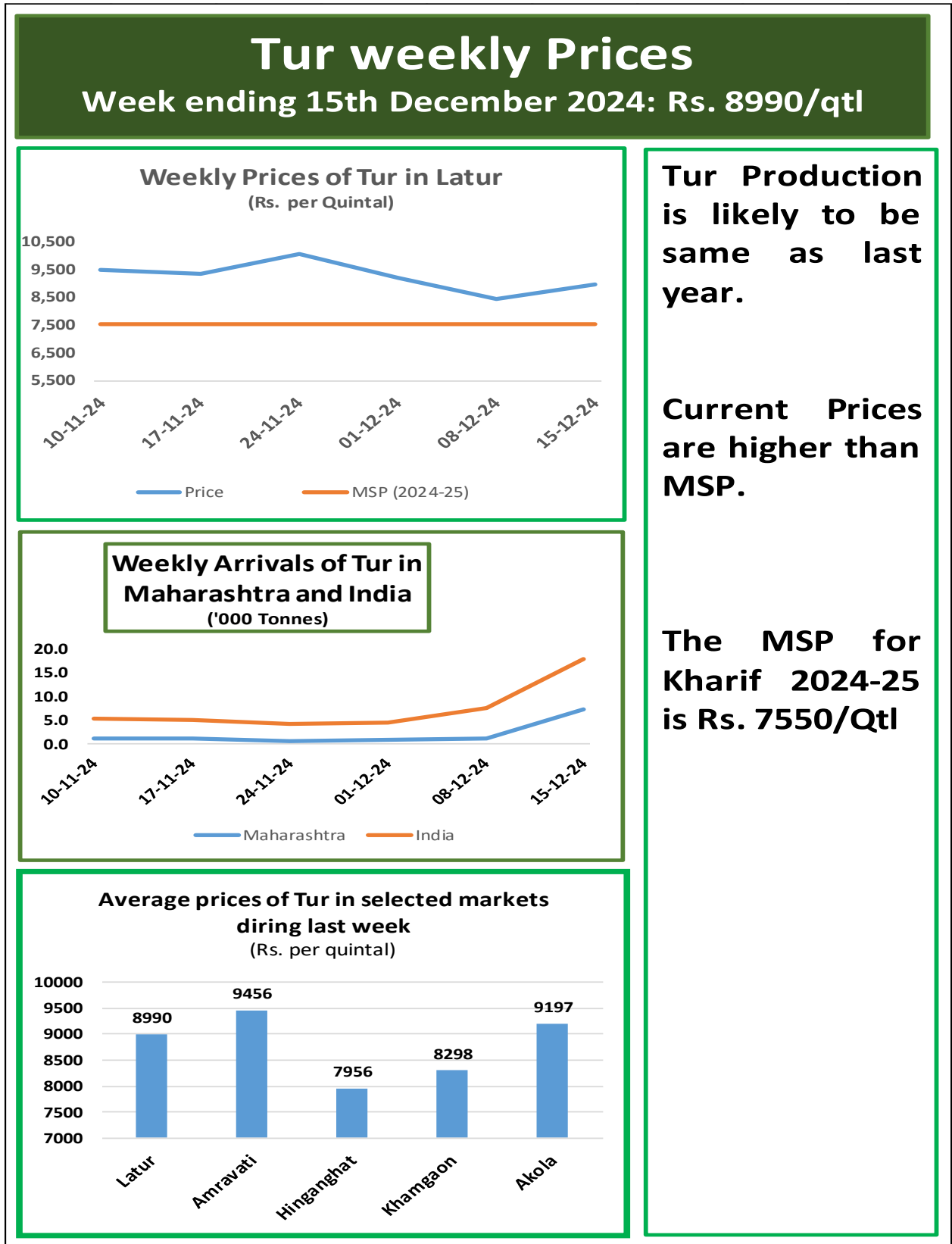
Source : Agmarknet

2

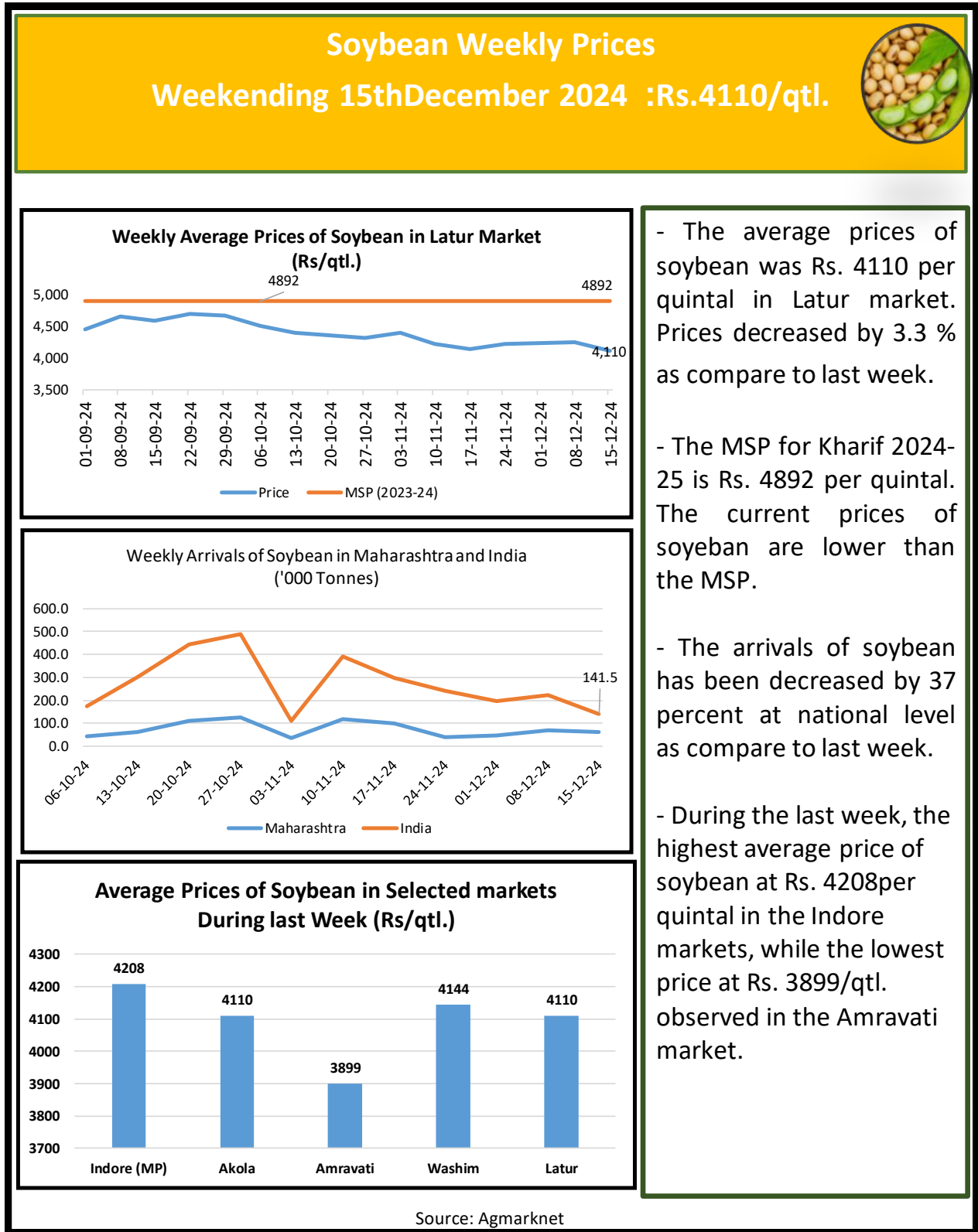
2. **Gram** (Click the link to join our WhatsApp group here → <https://rb.gy/hzx5xl>)



3. **Tur** (Click the link to join our WhatsApp group here → <https://rb.gy/hzx5xl>)




4. **Soybean** (Click the link to join our WhatsApp group here → <https://rb.gy/hzx5xl>)

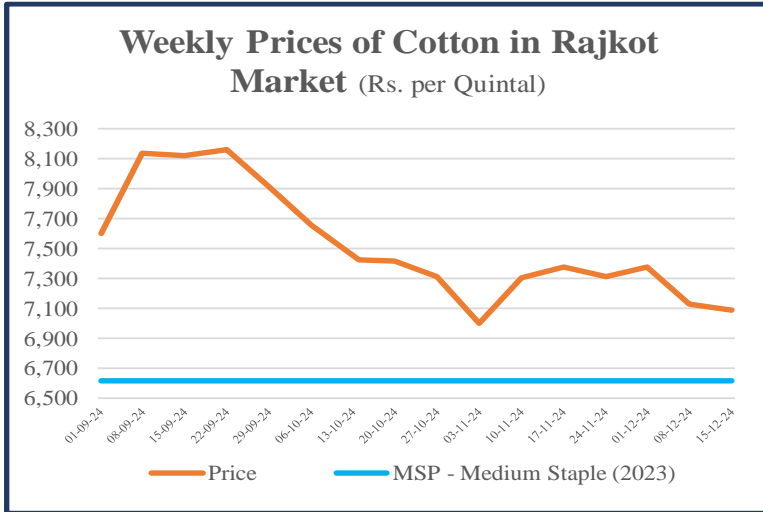


5. **Cotton** (Click the link to join our WhatsApp group here → <https://rb.gy/hzx5xl>)

Weekly Price of Cotton

By the end of 15 December 2024: ₹ 7,091/qtl.



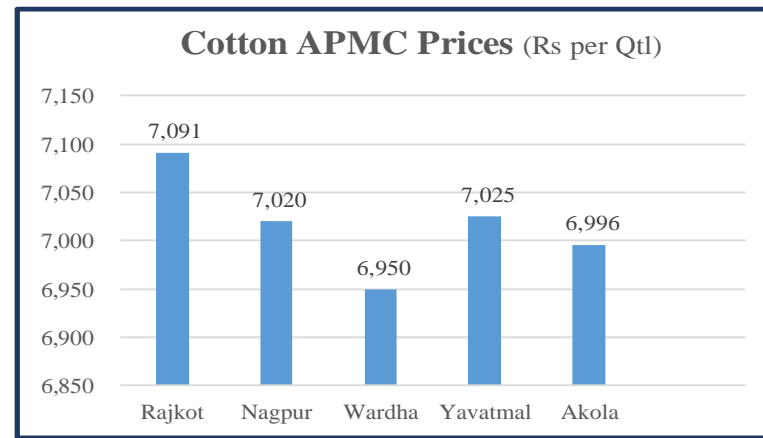
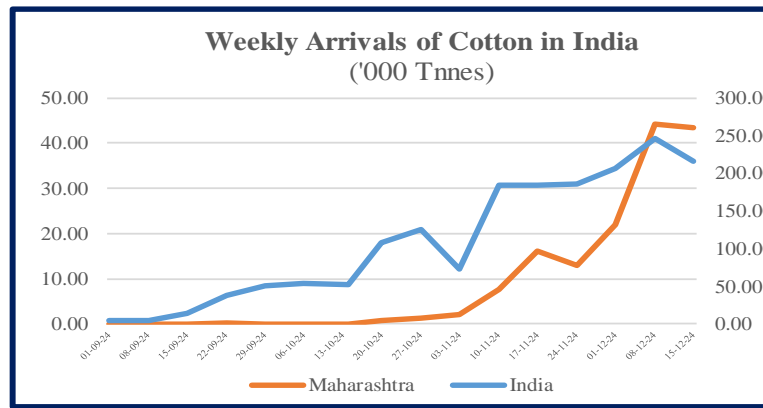


India’s cotton production for the 2024-25 season is forecast to drop by 7.4% to 30.2 million bales due to reduced planted area and crop damage from excessive rainfall.

The USDA also revised its India production forecast down to 30.72 million bales, further tightening supply.

This decline in domestic production is expected to reduce exports and increase the need for imports, which are projected to rise to 2.5 million bales from 1.75 million bales in the previous year.


Cotton production is projected to increase in China, Brazil, and Argentina, more than offsetting reductions in the US and Spain
(Source – USDA)



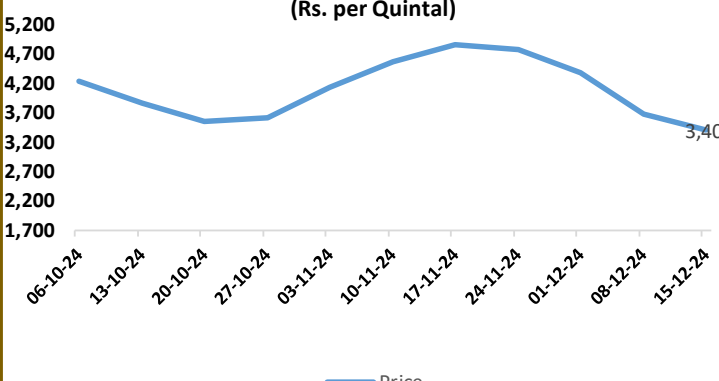
6. **Onion** (Click the link to join our WhatsApp group here → <https://rb.gy/hzx5xl>)

Onion Weekly Prices

Weekending 15th December 2024: Rs. 3400/ qtl.

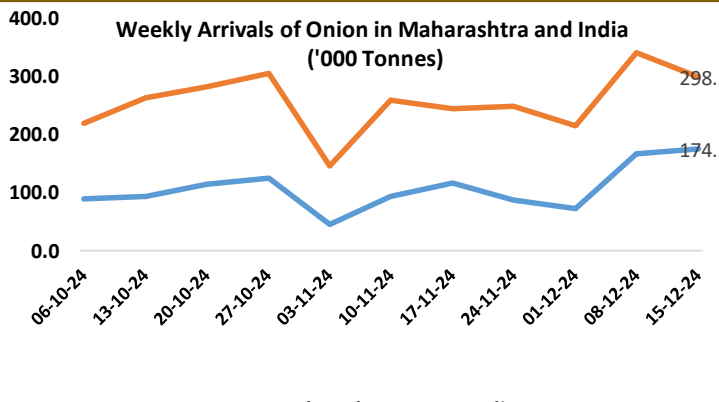


Weekly Average Prices of Onion in Lasalgaon (Niphad),
(Rs. per Quintal)



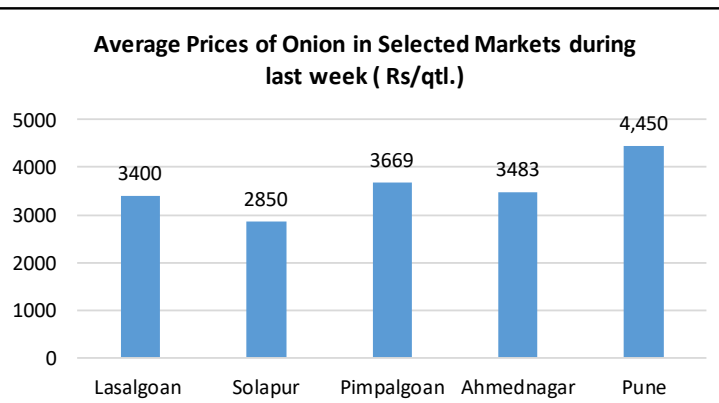
Date	Price (Rs. per Quintal)
06-10-24	4200
13-10-24	3700
20-10-24	3500
27-10-24	3500
03-11-24	3800
10-11-24	4300
17-11-24	4700
24-11-24	4600
01-12-24	4300
08-12-24	3700
15-12-24	3400

Weekly Arrivals of Onion in Maharashtra and India
('000 Tonnes)



Date	Maharashtra ('000 Tonnes)	India ('000 Tonnes)
06-10-24	90	220
13-10-24	95	260
20-10-24	110	280
27-10-24	120	300
03-11-24	50	150
10-11-24	90	250
17-11-24	110	240
24-11-24	80	240
01-12-24	70	210
08-12-24	160	340
15-12-24	174.7	298.5

Average Prices of Onion in Selected Markets during
last week (Rs/qtl.)



Market	Average Price (Rs/qtl.)
Lasalgaon	3400
Solapur	2850
Pimpalgaon	3669
Ahmednagar	3483
Pune	4450

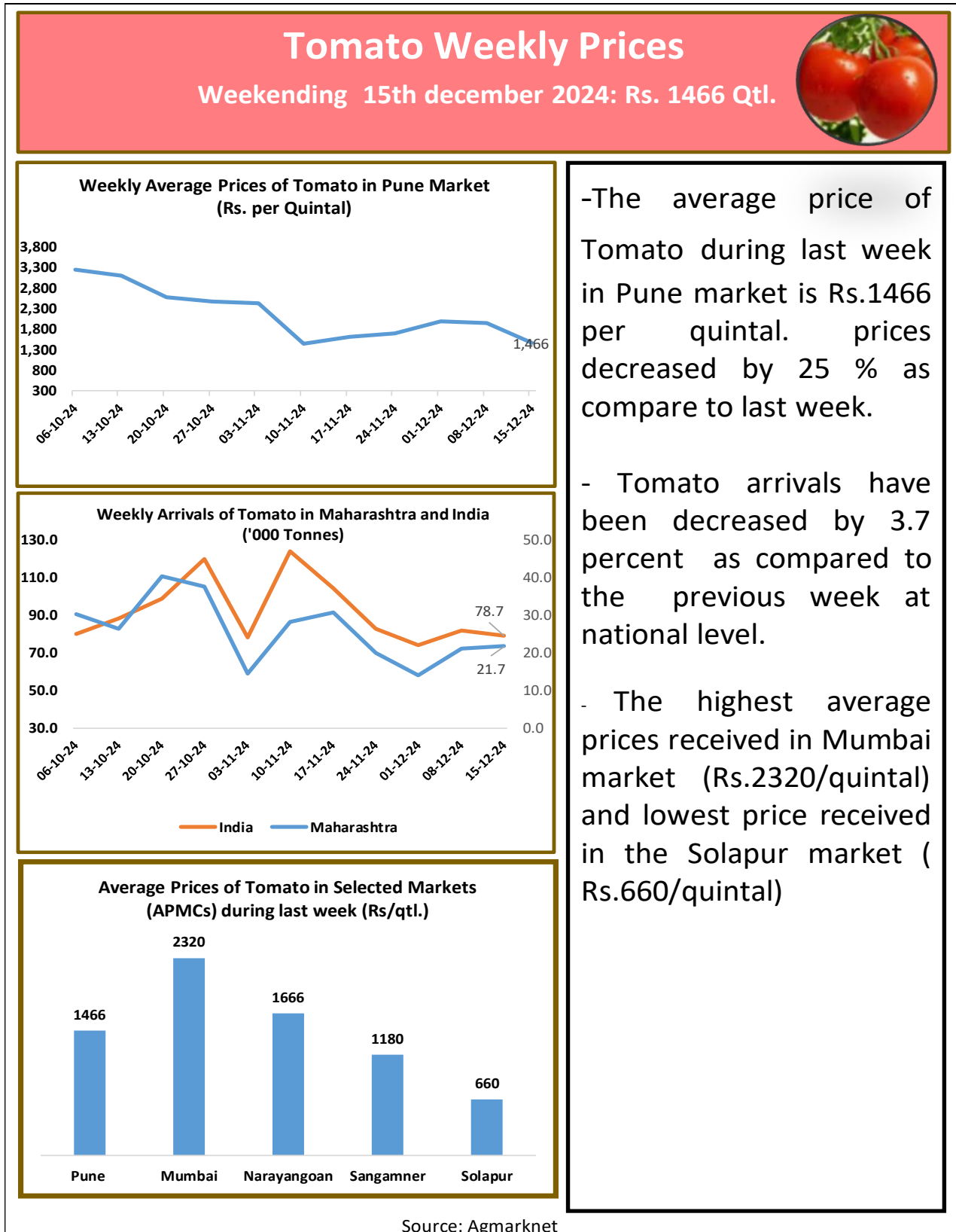
-The average price of onion in the Lasalgaon market was Rs. 3400 per quintal last week, Prices decreased by 7 percent as compared to the previous week.

- Onion arrivals have been decreased by 12 percent as compared to the previous week both at national level.

-During the last week, the Pune market had the highest average price for onions at Rs. 4450 while the Solapur market observed the lowest price at Rs. 2850/qtl.

Source: Agmarknet


7. **Tomato** (Click the link to join our WhatsApp group here → <https://rb.gv/hzx5xl>)



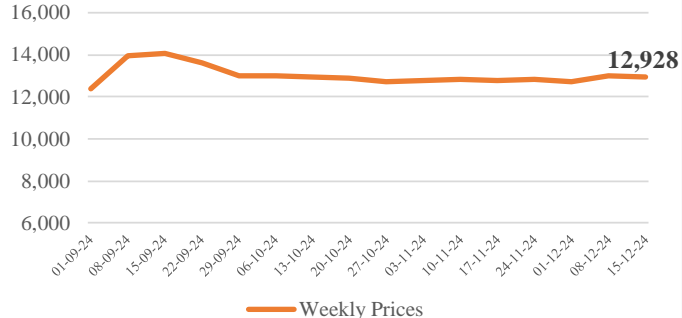
8. **Turmeric** (Click the link to join our WhatsApp group here → <https://rb.gy/hzx5xl>)

Weekly Prices of Turmeric

By the end of 15 December 2024 : ₹ 12928 /- Qtl.



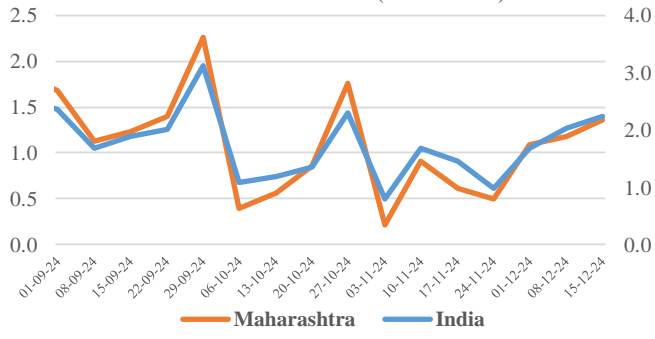
Weekly Prices of Turmeric in Basmat Market (Rs. per Quintal)



Date	Price (Rs. per Quintal)
01-09-24	12,500
08-09-24	14,000
15-09-24	14,000
22-09-24	13,500
29-09-24	13,500
06-10-24	13,500
13-10-24	13,000
20-10-24	13,000
27-10-24	13,000
03-11-24	13,000
10-11-24	13,000
17-11-24	13,000
24-11-24	13,000
01-12-24	13,000
08-12-24	13,000
15-12-24	12,928

- Last week, in Basamat Market the price was Rs. 12928/- per quintal. The price has decreased compared to last week.
- Compared to the previous week, the arrivals of Turmeric at national and state level has increased by 9.78 % and 14.80 % respectively.
- During the last week, the highest average price of Turmeric at Rs. 12928 / quintal in Basmat market, while the Nanded market observed the lowest price at Rs. 12395 / qtl.

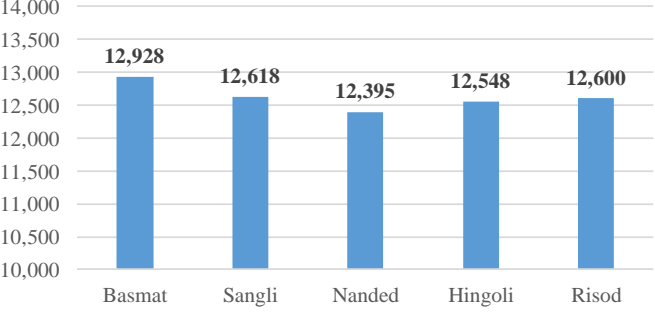
Weekly Arrivals of Turmeric in India & Maharashtra ('000 Tonnes)



Date	Maharashtra ('000 Tonnes)	India ('000 Tonnes)
01-09-24	1.5	1.5
08-09-24	1.2	1.2
15-09-24	1.3	1.3
22-09-24	1.4	1.4
29-09-24	2.2	2.0
06-10-24	0.5	0.5
13-10-24	0.6	0.6
20-10-24	0.8	0.8
27-10-24	1.8	1.5
03-11-24	0.3	0.3
10-11-24	0.9	1.0
17-11-24	0.6	0.6
24-11-24	0.5	0.5
01-12-24	1.1	1.1
08-12-24	1.3	1.3
15-12-24	1.4	1.4

- The Global Turmeric market is anticipated to rise at a considerable rate during the forecast period, between 2024 and 2031.
- The global Turmeric market size was valued at USD 1081.34 million in 2021 and is expected to expand at a CAGR of 7.19% during the forecast period, reaching USD 1640.13 million by 2031.
- The global production of turmeric is around 11 lakh tonnes per annum. India dominates the world production scenario contributing 80% followed by China (8%), Myanmar (4%), Nigeria (3%) and Bangladesh (3%).

Turmeric Prices in APMC Markets (Rs./Qtl.)



Market	Price (Rs./Qtl.)
Basmat	12,928
Sangli	12,618
Nanded	12,395
Hingoli	12,548
Risod	12,600

- Maharashtra is ranked first in India in terms of area and production of turmeric in the years 2022–23.
- In Maharashtra Sangli, Hingoli, Nanded, Parbhani, Washim are the major turmeric growing districts

(Source - Turmeric Outlook - Precision Reports)

Source - Agmarknet

(Source: AGMARKNET and Ministry of Agriculture, Govt. of India)

पुढील QR कोड स्कॅन करून
स्मार्ट प्रकल्पाचे मोबाईल
ॲप्लिकेशन डाऊनलोड करा



For Further Information:

Market Intelligence and Risk Mitigation Cell

Project Implementation Unit- Agriculture

Hon. Balasaheb Thackeray Agribusiness and Rural Transformation Project (SMART)

Sheti Mahamandal Bhavan, 270, Bhamburda, Senapati Bapat Road, Pune - 411016.

Phone : 020-25656577, **Toll Free No.:** 1800 210 1770

E-mail : marketintelligence.smart@gmail.com

Website: <https://www.smart-mh.org>